

OPD REGISTRATION

FROM 01/10/2022 TO 31/10/2022

Date	DEPARTMENTS												TOTAL PATIENTS ALL DEPARTMENTS PER DAY
	MEDICINE	PAEDIATRICS	CHEST & TB	SKIN	PSY	SURGERY	ORTHO	EYE	ENT	GYNAE	DENTAL	EMERGENCY	
Saturday, October 01, 2022	306	87	62	135	229	134	97	59	90	188	37	27	1451
Sunday, October 02, 2022						Sunday						37	37
Monday, October 03, 2022	303	57	31	107	195	118	104	56	93	143	21	19	1247
Tuesday, October 04, 2022	279	73	40	123	196	100	86	64	78	126	50	16	1231
Wednesday, October 05, 2022						HOLIDAY						36	36
Thursday, October 06, 2022	297	84	39	107	218	119	101	71	74	135	43	29	1317
Friday, October 07, 2022	293	128	50	97	165	95	108	100	73	117	22	27	1275
Saturday, October 08, 2022	270	121	52	105	231	130	86	63	80	233	39	16	1426
Sunday, October 09, 2022						Sunday						32	32
Monday, October 10, 2022	288	98	59	102	161	103	107	68	93	139	40	31	1289
Tuesday, October 11, 2022	257	85	21	92	224	96	89	50	74	126	46	19	1179
Wednesday, October 12, 2022	216	109	20	80	139	90	100	52	71	195	20	14	1106
Thursday, October 13, 2022	173	67	23	78	152	85	57	44	64	86	17	19	865
Friday, October 14, 2022	250	106	37	83	149	120	68	48	72	119	52	23	1127
Saturday, October 15, 2022	287	120	52	88	230	128	85	61	80	233	21	32	5
Sunday, October 16, 2022						Sunday						46	46
Monday, October 17, 2022	282	84	43	111	173	118	80	44	77	146	33	27	1218
Tuesday, October 18, 2022	310	100	44	93	195	106	110	72	87	104	41	28	1290
Wednesday, October 19, 2022	274	94	48	87	159	98	98	59	72	217	36	17	1259
Thursday, October 20, 2022	213	69	54	67	174	80	72	49	67	121	34	22	1022
Friday, October 21, 2022	231	91	47	74	160	91	77	47	64	99	31	25	1037
Saturday, October 22, 2022	230	77	47	73	207	113	61	45	48	171	31	20	1123
Sunday, October 23, 2022						Sunday						35	35
Monday, October 24, 2022						HOLIDAY						21	21
Tuesday, October 25, 2022						HOLIDAY						38	38
Wednesday, October 26, 2022	303	116	17	127	226	125	115	72	103	222	42	21	1489
Thursday, October 27, 2022	277	107	50	103	187	120	104	54	77	144	41	14	1278
Friday, October 28, 2022	248	118	72	106	161	109	88	60	63	118	35	21	1199
Saturday, October 29, 2022	294	98	53	109	109	210	105	73	70	219	32	16	1388
Sunday, October 30, 2022						Sunday						47	47
Monday, October 31, 2022	359	95	64	122	191	103	120	74	86	139	41	24	1418
DAILY/MONTHLY TOTAL PER DEPARTMENT	5881	2089	961	2147	4040	2488	1998	1311	1670	3401	764	775	27531
AVERAGE PER DAY	255.70	90.83	41.78	93.35	175.65	108.17	86.87	57.00	72.61	147.87	33.22	25.00	1197.00

WEEK	DEPARTMENT TOTALS PER WEEK												TOTAL PATIENTS ALL DEPARTMENTS PER WEEK
	MEDICINE	PAEDIATRICS	CHEST & TB	SKIN	PSY	SURGERY	ORTHO	EYE	ENT	GYNAE	DENTAL	EMERGENCY	
Oct. 01 - 07 Oct.	1478	429	222	569	1003	566	496	350	408	709	173	191	6594
Oct. 08 - 14 Oct.	1454	586	212	540	1056	624	507	325	454	898	214	154	7024
Oct 15 - 21 Oct	1597	558	288	520	1091	621	522	332	447	920	196	197	5877
Oct 22 - 31 Oct	1711	611	303	640	1081	780	593	378	447	1013	222	257	7655
GRAND TOTAL PER DEPARTMENT	5881	2089	961	2147	4040	2488	1998	1311	1670	3401	764	775	27531
AVERAGE	255.70	90.83	41.78	93.35	175.65	108.17	86.87	57.00	72.61	147.87	33.22	25.00	1197.00

IPD REGISTRATION
FROM 01/10/2022 TO 31/10/2022


Date	DEPARTMENTS											TOTAL PATIENTS DAILY
	MEDICINE	PAEDIATRICS	CHEST & TB	SKIN	PSY	SURGERY	ORTHO	EYE	ENT	GYNAE	Emg	
Saturday, October 01, 2022	42	10	1	2	0	7	4	6	8	14	15	109
Sunday, October 02, 2022					Sunday						26	26
Monday, October 03, 2022	33	18	0	2	3	13	5	10	8	9	15	116
Tuesday, October 04, 2022	34	6	1	2	2	2	1	1	4	13	16	82
Wednesday, October 05, 2022					HOLIDAY						37	37
Thursday, October 06, 2022	33	17	1	2	5	12	2	12	4	12	18	118
Friday, October 07, 2022	38	8	0	3	0	6	1	7	7	14	19	103
Saturday, October 08, 2022	31	8	1	3	0	14	6	7	4	10	13	97
Sunday, October 09, 2022					Sunday						27	27
Monday, October 10, 2022	41	8	1	2	3	12	2	7	7	14	22	119
Tuesday, October 11, 2022	35	2	0	2	4	8	0	7	7	12	10	87
Wednesday, October 12, 2022	12	7	0	2	0	5	3	9	2	12	9	61
Thursday, October 13, 2022	21	3	0	2	0	3	0	6	0	11	10	56
Friday, October 14, 2022	23	8	0	3	3	8	3	3	1	6	14	72
Saturday, October 15, 2022	40	9	0	2	4	10	3	5	4	14	22	113
Sunday, October 16, 2022					Sunday						30	30
Monday, October 17, 2022	38	5	1	3	1	6	3	7	7	12	19	102
Tuesday, October 18, 2022	40	9	1	2	3	10	2	10	5	3	22	107
Wednesday, October 19, 2022	37	5	0	3	2	3	1	3	1	20	13	88
Thursday, October 20, 2022	35	13	1	2	2	2	8	5	4	11	14	97
Friday, October 21, 2022	38	4	0	2	3	3	2	4	3	9	22	90
Saturday, October 22, 2022	35	10	0	0	2	1	2	1	2	12	17	82
Sunday, October 23, 2022					Sunday						19	19
Monday, October 24, 2022					HOLIDAY						31	31
Tuesday, October 25, 2022					HOLIDAY						41	41
Wednesday, October 26, 2022	38	5	0	3	3	16	4	9	7	31	12	128
Thursday, October 27, 2022	36	22	2	3	3	15	2	4	4	12	14	117
Friday, October 28, 2022	30	11	2	3	2	9	1	9	2	9	14	92
Saturday, October 29, 2022	47	15	0	2	4	10	4	1	0	11	12	106
Sunday, October 30, 2022					Sunday						37	37
Monday, October 31, 2022	38	13	2	2	3	14	8	5	4	11	19	119
DAILY/MONTHLY TOTAL PER DEPARTMENT	757	203	12	50	49	175	59	133	91	271	590	2509
AVERAGE	24.42	6.55	0.39	1.61	1.58	5.65	1.90	4.29	2.94	8.74	19.03	80.94

WEEK	DEPARTMENT TOTALS PER WEEK											TOTAL PATIENTS WEEKLY
	MEDICINE	PAEDIATRICS	CHEST & TB	SKIN	PSY	SURGERY	ORTHO	EYE	ENT	GYNAE	Emg	
Oct. 01 – 07 Oct.	180	59	3	11	10	40	13	36	31	62	146	591
Oct. 08 – 14 Oct.	163	36	2	14	10	50	14	39	21	65	105	447
Oct 15 – 21 Oct	228	45	3	14	15	34	19	34	24	69	142	609
Oct 22 – 31 Oct	224	76	6	13	17	65	21	29	19	86	216	862
	795	216	14	52	52	189	67	138	95	282	609	2509
AVERAGE	24.42	6.55	0.39	1.61	1.58	5.65	1.90	4.29	2.94	8.74	19.03	80.94

Total discharged in the month of Oct 2022	
Date	TOTAL PATIENT Discharged
01/10/22	133
02/10/22	40
03/10/22	88
04/10/22	110
05/10/22	31
06/10/22	122
07/10/22	82
08/10/22	93
09/10/22	39
10/10/22	143
11/10/22	86
12/10/22	107
13/10/22	67
14/10/22	104
15/10/22	69
16/10/22	33
17/10/22	77
18/10/22	104
19/10/22	127
20/10/22	111
21/10/22	129
22/10/22	119
23/10/22	43
24/10/22	29
25/10/22	18
26/10/22	38
27/10/22	70
28/10/22	132
29/10/22	113
30/10/22	37
31/10/22	63

Total Discharged in Oct
2557

Average of Discharged In Oct.2022
82.48


 Medical Superintendent
 Punjab Institute of Medical Sciences
 Garha Road, Jalandhar

OT MAJOR

FROM 01/10/2022 TO 31/10/2022

Date	DEPARTMENTS						TOTAL PATIENTS DAILY
	SURGERY	ORTHO	EYE	ENT	DENTAL	GYNAE	
Saturday, October 01, 2022	7	1	10	0	0	8	26
Sunday, October 02, 2022			Sunday				0
Monday, October 03, 2022	8	0	8	1	0	6	23
Tuesday, October 04, 2022	13	1	6	1	0	5	26
Wednesday, October 05, 2022			HOLIDAY				0
Thursday, October 06, 2022	4	1	2	0	0	3	10
Friday, October 07, 2022	5	1	2	1	0	4	13
Saturday, October 08, 2022	9	2	1	0	0	6	18
Sunday, October 09, 2022			Sunday				0
Monday, October 10, 2022	8	2	2	1	0	7	20
Tuesday, October 11, 2022	10	2	1	0	0	1	14
Wednesday, October 12, 2022	9	1	5	0	0	5	20
Thursday, October 13, 2022	3	1	5	0	0	3	12
Friday, October 14, 2022	2	0	3	0	0	6	11
Saturday, October 15, 2022	7	3	0	1	0	4	15
Sunday, October 16, 2022			Sunday				0
Monday, October 17, 2022	12	1	0	0	0	3	16
Tuesday, October 18, 2022	2	1	1	1	0	7	12
Wednesday, October 19, 2022	10	0	3	1	0	3	17
Thursday, October 20, 2022	8	1	2	0	0	11	22
Friday, October 21, 2022	1	2	0	0	0	0	3
Saturday, October 22, 2022	3	2	0	0	0	5	10
Sunday, October 23, 2022			Sunday				0
Monday, October 24, 2022			HOLIDAY				0
Tuesday, October 25, 2022			HOLIDAY				0
Wednesday, October 26, 2022	4	0	2	1	0	4	11
Thursday, October 27, 2022	7	1	1	1	0	10	20
Friday, October 28, 2022	8	1	0	1	0	5	15
Saturday, October 29, 2022	8	0	0	1	0	7	16
Sunday, October 30, 2022			Sunday				0
Monday, October 31, 2022	8	0	4	0	0	6	18
DAILY/MONTHLY TOTAL PER DEPARTMENT	156	24	58	11	0	119	368
AVERAGE PER DAY	6.8	1.0	2.5	0.5	0.0	5.2	16.0

WEEK	DEPARTMENT TOTALS PER WEEK						TOTAL PATIENTS WEEKLY
	SURGERY	ORTHO	EYE	ENT	DENTAL	GYNAE	TOTAL PATIENTS DAILY
Oct. 01 - 07 Oct.	37	4	28	3	0	26	116
Oct. 08 - 14 Oct.	41	8	17	1	0	28	92
Oct 15 - 21 Oct	40	8	6	3	0	28	80
Oct 22 - 31 Oct	38	4	7	4	0	37	80
GRAND TOTAL PER DEPARTMENT	156	24	58	11	0	119	368


 Medical Superintendent
 Punjab Institute of Medical Sci
 Garha Road, Jalandhar

OT MINOR
FROM 01/10/2022 TO 31/10/2022

Date	DEPARTMENTS								TOTAL PATIENTS DAILY
	SURGERY	DENTAL	ORTHO	EYE	ENT	GYNAE	SKIN	Emergency	
Saturday, October 01, 2022	11	4	6	0	7	3	4	0	35
Sunday, October 02, 2022	0	0	0	Sunday	0	0	0	0	0
Monday, October 03, 2022	21	5	5	4	7	5	4	0	51
Tuesday, October 04, 2022	6	10	1	0	4	0	5	0	26
Wednesday, October 05, 2022	0	0	0	HOLIDAY	0	0	0	0	0
Thursday, October 06, 2022	14	12	1	9	4	5	0	0	45
Friday, October 07, 2022	11	9	1	5	6	2	1	0	35
Saturday, October 08, 2022	14	4	5	5	4	1	0	0	33
Sunday, October 09, 2022	0	0	0	Sunday	0	0	0	0	0
Monday, October 10, 2022	9	4	1	3	7	8	3	2	37
Tuesday, October 11, 2022	8	8	0	6	7	5	1	0	35
Wednesday, October 12, 2022	12	3	0	3	2	6	2	0	28
Thursday, October 13, 2022	15	1	0	7	0	3	1	0	27
Friday, October 14, 2022	9	8	3	0	1	2	3	0	26
Saturday, October 15, 2022	13	8	4	5	4	6	3	0	43
Sunday, October 16, 2022	0	0	0	Sunday	0	0	0	0	0
Monday, October 17, 2022	17	8	4	6	6	2	2	0	45
Tuesday, October 18, 2022	11	11	2	6	5	6	6	0	47
Wednesday, October 19, 2022	6	8	1	1	1	2	4	0	23
Thursday, October 20, 2022	13	7	5	4	3	6	0	0	38
Friday, October 21, 2022	11	7	3	4	3	0	1	0	29
Saturday, October 22, 2022	14	0	1	1	2	0	1	0	19
Sunday, October 23, 2022	0	0	0	Sunday	0	0	0	0	0
Monday, October 24, 2022	0	0	0	HOLIDAY	0	0	0	1	1
Tuesday, October 25, 2022	0	0	0	HOLIDAY	0	0	0	1	1
Wednesday, October 26, 2022	0	11	5	4	7	5	1	0	33
Thursday, October 27, 2022	13	11	1	4	4	4	5	0	42
Friday, October 28, 2022	7	3	1	4	2	1	1	0	19
Saturday, October 29, 2022	10	1	4	0	0	1	2	0	18
Sunday, October 30, 2022	0	0	0	Sunday	0	0	0	0	0
Monday, October 31, 2022	7	7	7	4	4	2	2	0	33
DAILY/MONTHLY TOTAL PER DEPARTMENT	252	150	61	85	90	75	52	4	769
AVERAGE PER DAY	11.0	6.5	2.7	3.7	3.9	3.3	2.3	0.1	33.4
WEEK	DEPARTMENT TOTALS PER WEEK								TOTAL PATIENTS WEEKLY
	SURGERY	DENTAL	ORTHO	EYE	ENT	GYNAE	SKIN	Emergency	
Oct. 01 – 07 Oct.	63	40	14	18	28	15	14	0	192
Oct. 08 – 14 Oct.	67	28	9	24	21	25	10	2	186
Oct 15 – 21 Oct	71	49	19	26	22	22	16	0	225
Oct 22 – 31 Oct	51	33	19	17	19	13	12	2	166
	252	150	61	85	90	75	52	4	769

LABORATORY-	BIOCHEMISTRY	BACTERIOLOGY	SEROLOGY	PARASITOLOGY	MICROBIOLOGY	MORPHOLOGY	RAPID ANTIGEN TESTS	2022																														
								1	2	3	4	5	6	7	8	9	10	11	12	13	14	15	16	17	18	19	20	21	22	23	24	25	26	27	28	29	30	31
	OPD 741	0	672	868	0	675	804	615	0	595	509	652	446	528	560	0	495	641	764	653	547	411	0	0	0	0	931	534	532	494	0	738	14405	626.3043				
	IPD 1356	1006	1192	804	551	1414	1252	1156	984	1585	1318	994	887	1163	1398	923	1282	1393	1201	1020	1314	1078	608	653	812	1546	1337	1162	1416	1066	1479	35350	1140.3723					
	TOTAL 2097	1006	1864	1672	551	2089	2056	1773	984	2180	1827	1664	1333	1691	1958	923	1777	2034	1965	1673	1861	1487	608	653	812	2477	1871	1694	1910	1066	2217	48755	1766.627					
	OPD 9	0	10	12	0	22	14	18	0	1	12	16	11	7	26	0	21	9	14	18	14	12	0	0	0	18	18	8	21	0	18	329	14.30435					
	IPD 22	16	34	15	12	18	12	31	9	25	26	17	16	22	29	47	17	51	25	33	33	32	26	4	3	2	11	16	10	28	13	13	525	16.93548				
	TOTAL 31	16	44	27	12	40	26	49	9	26	38	33	27	29	47	17	51	25	33	33	32	26	4	3	2	29	34	18	49	13	31	854	31.23983					
	OPD 54	0	50	49	0	67	87	51	0	70	53	96	45	32	40	0	82	40	50	60	47	56	0	0	0	134	94	86	64	0	53	1460	63.47826					
	IPD 210	79	197	122	91	194	143	162	131	164	173	134	119	126	212	144	207	180	134	120	169	115	80	91	123	224	222	181	208	124	242	4801	154.871					
	TOTAL 264	79	247	171	91	261	230	213	131	234	226	230	164	158	252	144	289	220	184	180	216	171	60	91	123	358	316	267	272	124	295	6261	218.3492					
	OPD 1	0	1	1	0	0	1	0	0	1	1	0	0	0	0	0	0	0	0	0	0	0	0	0	0	1	0	0	0	0	0	9	0.391304					
	IPD 0	0	0	0	0	0	0	0	0	0	0	0	0	0	0	0	0	0	0	0	0	0	0	0	0	0	0	0	0	0	0	0	0.290323					
	TOTAL 1	0	1	1	0	0	1	0	0	1	1	0	0	0	0	0	0	0	0	0	0	0	0	0	0	1	0	0	0	0	0	9	0.681627					
	OPD 0	0	0	0	0	0	0	0	0	0	0	0	0	0	0	0	0	0	0	0	0	0	0	0	0	0	0	0	0	0	0	0	0	0.064516				
	IPD 0	0	0	0	0	0	0	0	0	0	0	0	0	0	0	0	0	0	0	0	0	0	0	0	0	0	0	0	0	0	0	0	0	0.064516				
	TOTAL 0	0	0	0	0	0	0	0	0	0	0	0	0	0	0	0	0	0	0	0	0	0	0	0	0	0	0	0	0	0	0	0	0	0.129032				
	OPD 0	0	0	0	0	0	0	0	0	0	0	0	0	0	0	0	0	0	0	0	0	0	0	0	0	0	0	0	0	0	0	0	0	0.064516				
	IPD 0	0	0	0	0	0	0	0	0	0	0	0	0	0	0	0	0	0	0	0	0	0	0	0	0	0	0	0	0	0	0	0	0	0.064516				
	TOTAL 0	0	0	0	0	0	0	0	0	0	0	0	0	0	0	0	0	0	0	0	0	0	0	0	0	0	0	0	0	0	0	0	0	0.129032				
	OPD 11	0	1	7	0	4	5	5	0	3	3	4	6	5	4	9	0	4	1	6	2	4	2	0	0	0	1	5	2	2	0	4	188	7.765778				
	IPD 0	0	1	7	0	4	5	5	0	3	3	4	6	5	4	9	0	4	1	6	2	4	2	0	0	0	1	5	2	2	0	4	188	7.765778				
	TOTAL 11	0	2	14	0	8	10	10	0	6	6	8	10	11	9	9	0	8	2	12	6	6	2	0	0	0	2	7	4	4	0	8	376	15.531556				
	OPD 64	0	64	71	0	97	105	79	0	77	70	118	61	46	75	0	112	53	67	89	65	76	0	0	0	0	155	113	100	89	0	72	1918	83.3913				
	IPD 243	95	232	144	105	217	161	198	140	193	202	156	136	149	237	161	241	198	160	137	191	131	94	125	237	243	193	238	137	258	5416	174.7097						
	TOTAL 307	95	296	215	105	314	266	277	140	270	272	214	197	195	312	161	353	251	227	226	256	207	64	94	125	392	356	293	327	137	330	7334	258.101					
	OPD 642	0	706	729	0	785	805	695	0	717	704	756	397	511	653	0	563	531	695	523	519	457	0	0	0	0	929	551	644	711	0	810	15153	658.8261				
	IPD 1375	724	1408	1106	880	1259	1077	1140	659	1343	1256	905	872	1198	1378	750	1111	1319	1221	986	1136	904	492	0	0	0	1002	1163	1173	1361	829	1630	35726	1152.452				
	TOTAL 2017	724	2115	1835	880	2044	1882	1835	669	2060	1960	1661	1269	1707	2031	750	1674	1850	2116	1509	1675	1361	492	0	0	0	1002	1163	1173	1361	829	2440	50679	1811.278				
	OPD 75	0	60	60	0	60	62	42	0	81	66	96	36	45	84	0	81	42	105	66	45	63	0	0	0	0	120	51	81	99	0	81	1801	69.6087				
	IPD 15	27	51	18	18	21	21	33	0	15	27	30	15	33	18	21	33	24	27	33	42	12	3	0	0	6	18	24	24	21	9	24	663	21.8871				
	TOTAL 90	27	111	78	18	81	83	75	0	96	93	126	51	78	102	21	114	66	132	99	87	75	3	0	0	6	138	75	105	120	9	105	2264	90.99579				
	OPD 5	0	4	4	9	0	14	0	5	0	7	10	9	12	8	0	7	5	5	6	12	3	0	0	0	0	4	5	5	3	0	4	126	5.478261				
	IPD 5	0	4	7	0	8	5	3	0	10	11	12	9	2	9	2	0	0	0	0	2	0	0	0	0	0	0	0	0	0	0	0	8	0.258065				
	TOTAL 10	0	8	11	9	13	9	3	0	0	0	0	0	0	0	0	0	0	0	0	0	0	0	0	0	0	4	5	3	0	0	12	0.258065					
	OPD 732	0	770	786	0	853	872	740	0	808	781	864	435	565	739	0	650	583	1006	594	584	520	0	0	0	0	1053	607	630	813	0	895	16880	733.913				
	IPD 1397	751	1464	1133	898	1294	1098	1178	669	1365	1293	944	901	1237	1396	771	1151	1348	1257	1025	1192	919	495	0	0	0	641	1320	1191	1205	838	1661	36552	1179.097				
	TOTAL 2119	751	2234	1929	898	2187	1970	1918	669	2173	2074	1808	1336	1802	2135	771	1801	1931	2263	1619	1776	1439	495	0	0	0	641	2373	1798	1835	2208	838	2556	53432	1913.01			


Medical Superintendent
 Punjab Institute of Medical Sciences
 Garha Road, Jalandhar

PUNJAB INSTITUTE OF MEDICAL SCIENCES

GARHA ROAD, JALANDHAR

BIRTH REPORT OF Oct. 2022


Month	NVD	Twins	LSCS	Twins	Live Birth	Average
Oct	64	1	83	3	151	4.8


Medical Superintendent
Punjab Institute of Medical Sciences
Garha Road, Jalandhar

**PUNJAB INSTITUTE OF MEDICAL SCIENCES
GARHA ROAD, JALANDHAR**

No. of Deaths OCT -2022

	Male	Female	Male child <18years	Female child <18years	Total	Avg.
Death	37	23	2	3	65	2.09


Medical Superintendent
Punjab Institute of Medical Sciences
Garha Road, Jalandhar

Punjab Institute of Medical Sciences
Bed occupancy Dept.wise for the month of Oct. 2022

Department	Oct
Medicine	80
Paediatrics	80
Chest&TB	61
Skin	70
Psy	92
Surgery	75
Ortho	69
ENT	75
Eye	73
Obs.	78
Gynae	76

Total Bed Occupancy of all Deptts.For the month of Oct. 2022= 76.1%


 Medical Superintendent
 Punjab Institute of Medical Sciences
 Garha Road, Jalandhar