

OPD REGISTRATION
FROM 01/5/2022 TO 31/5/2022

Date	DEPARTMENTS											EMERGENCY	TOTAL PATIENTS ALL DEPARTMENTS PER DAY
	MEDICINE	PAEDIATRICS	CHEST & TB	SKIN	PSY	SURGERY	ORTHO	EYE	ENT	GYNAE	DENTAL		
Sunday, May 01, 2022					249	101	97	93	82	152	40	78	78
Monday, May 02, 2022	322	103	72	71	Holiday							45	1427
Tuesday, May 03, 2022					271	96	125	100	82	179	45	39	62
Wednesday, May 04, 2022	359	133	78	84	204	91	97	103	78	140	39	49	1591
Thursday, May 05, 2022	341	84	68	47	184	94	97	82	69	131	48	42	1341
Friday, May 06, 2022	302	97	62	67	184	94	97	82	69	131	48	42	1275
Saturday, May 07, 2022	251	112	65	75	191	75	92	80	66	172	43	43	1265
Sunday, May 08, 2022					239	106	94	81	67	146	43	49	54
Monday, May 09, 2022	342	90	103	80	174	91	109	92	75	139	40	36	1440
Tuesday, May 10, 2022	299	76	75	77	154	96	87	87	65	203	39	44	1283
Wednesday, May 11, 2022	289	104	60	169	154	96	87	87	65	203	39	44	1397
Thursday, May 12, 2022	218	70	37	54	165	76	76	64	45	120	41	46	1012
Friday, May 13, 2022	261	79	38	52	171	58	72	86	51	109	39	46	1062
Saturday, May 14, 2022	243	99	65	59	200	99	104	88	75	186	36	31	1285
Sunday, May 15, 2022					193	98	106	92	67	151	57	40	61
Monday, May 16, 2022	308	98	62	90	197	71	94	69	61	123	46	44	1362
Tuesday, May 17, 2022	282	90	56	46	147	83	99	92	72	179	47	36	1179
Wednesday, May 18, 2022	287	115	72	61	149	98	113	83	67	190	49	32	1290
Thursday, May 19, 2022	246	96	34	56	149	84	87	85	57	124	42	55	1115
Friday, May 20, 2022	272	95	63	71	177	84	86	79	71	122	47	48	1215
Saturday, May 21, 2022	229	115	57	70	188	95	99	74	71	175	38	49	1260
Sunday, May 22, 2022					252	102	115	83	74	150	36	55	51
Monday, May 23, 2022	350	98	58	73	162	79	91	73	79	132	45	43	1446
Tuesday, May 24, 2022	242	78	47	49	149	98	113	83	67	190	49	32	1120
Wednesday, May 25, 2022	257	106	63	69	173	82	76	60	75	134	33	43	1276
Thursday, May 26, 2022	256	77	53	55	173	82	76	60	75	134	33	43	1117
Friday, May 27, 2022	274	102	71	61	165	93	115	64	49	137	40	46	1217
Saturday, May 28, 2022	235	98	59	64	194	89	83	75	65	202	44	43	1251
Sunday, May 29, 2022					254	116	101	112	77	147	51	36	72
Monday, May 30, 2022	308	113	50	85	177	97	104	87	72	134	50	38	1450
Tuesday, May 31, 2022	263	59	68	61	177	97	104	87	72	134	50	38	1210
DAILY/MONTHLY TOTAL PER DEPARTMENT	7036	2387	1536	1746	4779	2254	2419	2084	1712	3777	1078	1456	32264
AVERAGE PER DAY	281.44	95.48	61.44	69.84	191.16	90.16	96.76	83.36	68.48	151.08	43.12	48.53	1290.56
WEEK	DEPARTMENT TOTAL PER WEEK											TOTAL PATIENTS ALL DEPARTMENTS PER WEEK	
	MEDICINE	PAEDIATRICS	CHEST & TB	SKIN	PSY	SURGERY	ORTHO	EYE	ENT	GYNAE	DENTAL	EMERGENCY	
May 01 - 07 May	1575	529	345	344	1099	457	508	458	377	774	215	358	7039
May 08 - 14 May	1652	518	378	491	1103	526	542	498	378	903	238	306	7533
May 15 - 21 May	1624	609	344	394	1051	515	571	491	399	874	277	333	7482
May 22 - 31 May	2414	846	526	587	1714	851	897	711	629	1401	386	508	11470
GRAND TOTAL PER DEPARTMENT	7036	2387	1536	1746	4779	2254	2419	2084	1712	3777	1078	1456	32264


 Medical Superintendent
 Punjab Institute of Medical Sciences
 Garha Road, Jalandhar

IPD REGISTRATION
FROM 01/5/2022 TO 31/5/2022

SH-10

Date	DEPARTMENTS										TOTAL PATIENTS DAILY
	MEDICINE	PAEDIATRICS	CHEST & TB	SKIN	PSY	SURGERY	ORTHO	EYE	ENT	GYN&E	
Sunday, May 01, 2022	41	13	6	0	Sunday	8	2	1	0	14	14
Monday, May 02, 2022					Sunday	5				18	18
Tuesday, May 03, 2022					Holiday					38	38
Wednesday, May 04, 2022	43	12	2	0	6	9	3	5	1	8	11
Thursday, May 05, 2022	44	9	0	3	5	3	3	7	2	13	15
Friday, May 06, 2022	38	6	1	0	7	3	5	5	1	6	14
Saturday, May 07, 2022	43	12	0	3	1	4	2	2	1	10	22
Sunday, May 08, 2022					Sunday					16	16
Monday, May 09, 2022	47	9	1	3	15	10	2	1	2	12	19
Tuesday, May 10, 2022	41	7	2	3	5	2	2	2	3	12	8
Wednesday, May 11, 2022	46	12	0	4	5	4	2	1	0	16	13
Thursday, May 12, 2022	32	13	3	3	3	5	4	8	3	11	16
Friday, May 13, 2022	44	7	0	3	4	2	3	3	4	14	17
Saturday, May 14, 2022	34	8	1	0	4	8	2	2	3	9	10
Sunday, May 15, 2022					Sunday					27	27
Monday, May 16, 2022	44	20	1	0	7	9	4	3	1	11	10
Tuesday, May 17, 2022	39	6	1	4	4	2	5	3	7	9	14
Wednesday, May 18, 2022	47	12	0	3	3	6	3	2	5	13	15
Thursday, May 19, 2022	43	8	0	3	0	12	3	2	3	8	23
Friday, May 20, 2022	47	11	0	3	3	1	4	0	3	11	19
Saturday, May 21, 2022	35	7	0	3	5	2	2	3	3	12	17
Sunday, May 22, 2022					Sunday					25	25
Monday, May 23, 2022	49	9	0	4	4	6	2	1	2	7	23
Tuesday, May 24, 2022	37	9	1	3	4	2	2	1	1	10	12
Wednesday, May 25, 2022	41	9	2	3	2	5	4	0	0	11	7
Thursday, May 26, 2022	42	11	0	3	3	7	3	0	5	9	15
Friday, May 27, 2022	41	9	2	3	4	5	4	5	2	12	15
Saturday, May 28, 2022	37	16	0	3	2	3	5	8	3	12	14
Sunday, May 29, 2022					Sunday					27	27
Monday, May 30, 2022	43	10	1	0	2	3	3	28	1	11	9
Tuesday, May 31, 2022	47	14	0	6	4	4	2	2	2	13	9
DAILY/MONTHLY TOTAL PER DEPARTMENT	1045	299	24	63	107	125	76	95	58	274	512
AVERAGE	33.71	8.35	0.77	2.03	3.45	4.03	2.45	3.06	1.87	8.84	16.52

WEEK	DEPARTMENT TOTALS PER WEEK										TOTAL PATIENTS WEEKLY
	MEDICINE	PAEDIATRICS	CHEST & TB	SKIN	PSY	SURGERY	ORTHO	EYE	ENT	GYN&E	
May 01 - 07 May	209	52	9	6	24	27	15	20	5	51	132
May 08 - 14 May	210	48	6	16	32	23	13	15	12	65	89
May 15 - 21 May	284	65	3	13	21	38	21	12	22	61	118
May 22 - 31 May	372	94	6	28	30	37	27	48	19	97	173
GRAND TOTAL	1045	259	24	63	107	125	76	95	58	274	512
AVERAGE	33.71	8.35	0.77	2.03	3.45	4.03	2.45	3.06	1.87	8.84	16.52

Medical Superintendent
Punjab Institute of Medical Sciences
Garha Road, Jalandhar

Total discharged in the month of May. 2022	
Date	TOTAL PATIENT Discharged
01/05/22	18
02/05/22	111
03/05/22	26
04/05/22	66
05/05/22	66
06/05/22	49
07/05/22	60
08/05/22	18
09/05/22	53
10/05/22	100
11/05/22	125
12/05/22	117
13/05/22	41
14/05/22	89
15/05/22	17
16/05/22	93
17/05/22	65
18/05/22	72
19/05/22	82
20/05/22	67
21/05/22	50
22/05/22	46
23/05/22	75
24/05/22	92
25/05/22	95
26/05/22	54
27/05/22	91
28/05/22	69
29/05/22	25
30/05/22	74
31/05/22	51


Total Discharged in May
2057

Average of Discharged In May.2022
66.35

007
 Medical Superintendent
 Punjab Institute of Medical Sciences
 Garha Road, Jalandhar


OT MAJOR
FROM 01/5/2022 TO 31/5/2022

Date	DEPARTMENTS SURGERY	ORTHO	EYE	ENT	DENTAL	GYN/AE	TOTAL PATIENTS DAILY
Sunday, May 01, 2022	7	0	Sunday 3	0	0	6	0
Monday, May 02, 2022			Holiday	0	0	5	16
Tuesday, May 03, 2022	7	0	2	0	0	5	0
Wednesday, May 04, 2022	8	1	2	0	0	3	14
Thursday, May 05, 2022	4	2	0	0	0	5	11
Friday, May 06, 2022	0	0	2	0	0	7	9
Saturday, May 07, 2022			Sunday				0
Sunday, May 08, 2022	7	2	2	0	0	4	15
Monday, May 09, 2022	8	0	0	1	0	6	15
Tuesday, May 10, 2022	2	1	3	0	0	5	11
Wednesday, May 11, 2022	2	1	1	0	0	2	6
Thursday, May 12, 2022	7	2	5	1	0	4	19
Friday, May 13, 2022	3	1	0	0	0	4	8
Saturday, May 14, 2022			Sunday				0
Sunday, May 15, 2022	5	1	3	0	0	3	12
Monday, May 16, 2022	4	1	1	0	0	4	10
Tuesday, May 17, 2022	4	2	4	0	0	5	12
Wednesday, May 18, 2022	9	1	0	0	0	4	14
Thursday, May 19, 2022	11	2	1	0	0	11	25
Friday, May 20, 2022	0	1	0	0	0	5	6
Saturday, May 21, 2022			Sunday				0
Sunday, May 22, 2022	2	0	3	0	0	4	9
Monday, May 23, 2022	7	2	1	0	0	2	12
Tuesday, May 24, 2022	1	0	4	0	0	3	10
Wednesday, May 25, 2022	7	0	0	0	0	4	11
Thursday, May 26, 2022	10	0	0	0	0	3	13
Friday, May 27, 2022	0	0	0	1	0	3	4
Saturday, May 28, 2022			Sunday				0
Sunday, May 29, 2022	4	1	5	0	0	4	14
Monday, May 30, 2022	3	1	10	1	0	5	0
Tuesday, May 31, 2022	119	22	52	4	0	113	290
DAILY/MONTHLY TOTAL PER DEPARTMENT	4.8	0.9	2.1	0.2	0.0	4.5	11.6
AVERAGE PER DAY							
WEEK	DEPARTMENT TOTALS PER WEEK						TOTAL PATIENTS WEEKLY
May 01 - 07 May	SURGERY	ORTHO	EYE	ENT	DENTAL	GYN/AE	TOTAL PATIENTS DAILY
May 08 - 14 May	26	3	9	0	0	26	64
May 15 - 21 May	29	7	11	2	0	25	74
May 22 - 28 May	30	6	6	0	0	32	79
May 29 - 31 May	34	4	23	2	0	30	73
GRAND TOTAL PER DEPARTMENT	119	22	52	4	0	113	290


 Medical Superintendent
 Punjab Institute of Medical Sciences
 Garha Road, Jalandhar

OT MINOR
FROM 01/5/2022 TO 31/5/2022


Date	DEPARTMENTS								TOTAL PATIENTS DAILY
	SURGERY	DENTAL	ORTHO	EYE	ENT	GYN&E	SKIN	Emergency	
Sunday, May 01, 2022									0
Monday, May 02, 2022	18	7	2	0	0	1	0	0	28
Tuesday, May 03, 2022									0
Wednesday, May 04, 2022	15	6	3	0	1	3	5	0	33
Thursday, May 05, 2022	10	4	0	5	2	8	1	0	30
Friday, May 06, 2022	9	6	5	4	1	3	1	0	29
Saturday, May 07, 2022	10	1	3	1	2	5	0	1	23
Sunday, May 08, 2022									0
Monday, May 09, 2022	20	6	2	0	2	1	1	0	32
Tuesday, May 10, 2022	5	2	3	0	3	1	2	0	16
Wednesday, May 11, 2022	9	4	2	0	0	4	0	0	30
Thursday, May 12, 2022	11	11	0	0	1	7	0	0	23
Friday, May 13, 2022	3	5	4	0	4	2	4	1	25
Saturday, May 14, 2022	13	1	4	0	3	3	1	0	25
Sunday, May 15, 2022									2
Monday, May 16, 2022	15	1	5	0	1	4	4	0	30
Tuesday, May 17, 2022	4	2	4	0	7	3	0	0	20
Wednesday, May 18, 2022	9	4	4	0	5	4	1	0	27
Thursday, May 19, 2022	12	1	3	2	3	6	0	1	28
Friday, May 20, 2022	7	4	2	0	3	1	0	0	17
Saturday, May 21, 2022	15	5	4	0	3	6	2	0	35
Sunday, May 22, 2022									1
Monday, May 23, 2022	18	4	7	0	2	4	2	0	37
Tuesday, May 24, 2022	4	3	2	1	1	1	0	0	12
Wednesday, May 25, 2022	11	2	2	0	0	5	4	0	24
Thursday, May 26, 2022	7	6	5	0	5	2	0	0	25
Friday, May 27, 2022	4	3	2	5	2	2	1	0	19
Saturday, May 28, 2022	12	3	4	2	3	5	0	2	31
Sunday, May 29, 2022									0
Monday, May 30, 2022	14	5	4	0	1	6	0	0	30
Tuesday, May 31, 2022	5	3	4	0	2	1	0	0	15
DAILY/MONTHLY TOTAL PER DEPARTMENT	260	99	80	20	57	88		8	641
AVERAGE PER DAY	10.4	4.0	3.2	0.8	2.3	3.5	0.0	0.3	25.6
WEEK	DEPARTMENT TOTALS PER WEEK								TOTAL PATIENTS WEEKLY
	SURGERY	DENTAL	ORTHO	EYE	ENT	GYN&E	SKIN	Emergency	
May 01 - 07 May	62	24	13	10	6	20	7	1	143
May 08 - 14 May	61	29	15	0	13	18	8	1	145
May 15 - 21 May	62	17	22	2	22	24	7	3	159
May 22 - 31 May	75	29	30	8	16	26	7	3	194
GRAND TOTAL PER DEPARTMENT	260	99	80	20	57	88	29	8	641


 Medical Superintendent
 Punjab Institute of Medical Sciences
 Garha Road, Jalandhar

LABORATORY	SEROLOGY	2022																															TOTAL	Average	
		1	2	3	4	5	6	7	8	9	10	11	12	13	14	15	16	17	18	19	20	21	22	23	24	25	26	27	28	29	30	31			
Bio-Chemistry	BIOCHEMISTRY	OPD	0	1025	0	1145	609	1070	777	0	990	824	981	755	614	712	0	908	732	617	635	652	813	0	1009	893	652	827	797	665	0	600	602	20574	
		IPD	530	1541	395	1124	1171	1028	1158	903	1388	951	1175	989	1234	921	781	1088	1004	1064	1189	1090	1022	917	987	678	895	705	947	1109	884	1013	930	31295	
	TOTAL	830	2866	965	2269	2080	2098	1935	603	2238	1675	2156	1744	1848	1633	781	2088	1816	1881	1824	1748	1835	817	1996	1571	1547	1532	1744	1774	884	1903	1520	51819		
Microbiology	BACTERIOLOGY	OPD	0	18	0	12	14	7	22	0	14	7	19	8	9	9	0	19	3	12	11	6	19	0	18	13	31	22	7	13	0	23	5	345	
		IPD	6	28	4	20	23	21	26	12	17	24	16	18	16	30	7	25	20	12	13	9	12	7	6	11	13	9	28	13	27	10	500		
	TOTAL	6	44	4	32	37	28	48	12	31	31	35	26	25	43	7	44	43	24	24	24	39	55	71	0	92	45	96	58	57	39	0	74	1588	
SEROLOGY	SEROLOGY	OPD	0	88	1	82	73	87	58	2	50	48	96	50	86	51	0	59	43	60	39	55	71	0	92	45	96	58	57	39	0	74	50	1588	
		IPD	74	210	84	156	137	119	171	45	185	112	155	138	158	126	78	163	125	146	159	131	108	79	115	76	98	57	107	132	112	162	94	3880	
	TOTAL	82	298	85	238	210	206	229	47	235	160	251	188	224	177	78	222	168	206	188	186	179	79	207	121	194	155	164	171	112	236	144	5448		
PARASITOLOGY	PARASITOLOGY	OPD	0	0	0	2	0	0	1	0	1	0	0	0	0	0	0	0	0	0	1	0	0	1	0	0	0	0	0	0	0	0	0	0	7
		IPD	1	0	0	1	2	1	2	1	2	0	1	0	2	2	3	0	0	0	0	1	1	0	0	0	0	0	0	0	0	0	0	0	19
	TOTAL	1	0	0	3	2	1	3	0	2	0	2	2	2	2	3	0	0	0	0	2	2	0	1	0	0	0	0	0	0	0	0	0	19	
MYCOLOGY	MYCOLOGY	OPD	0	0	0	0	0	0	0	0	0	0	0	0	0	0	0	0	0	0	0	0	0	0	0	0	0	0	0	0	0	0	0	0	
		IPD	0	0	0	0	0	0	0	0	0	0	0	0	0	0	0	0	0	0	0	0	0	0	0	0	0	0	0	0	0	0	0	0	
	TOTAL	0	0	0	0	0	0	0	0	0	0	0	0	0	0	0	0	0	0	0	0	0	0	0	0	0	0	0	0	0	0	0	0	0	
RAPID ANTIGEN TEST	RAPID ANTIGEN TEST	OPD	21	26	0	17	23	16	16	18	0	27	20	9	16	13	22	0	19	17	22	13	8	14	0	15	21	17	16	8	14	0	22	13	447
		IPD	13	14	0	34	14	16	14	0	22	16	12	15	21	15	0	26	12	12	10	11	10	0	18	11	11	10	11	10	11	16	0	28	7
	TOTAL	34	40	0	51	37	32	32	0	48	36	21	31	34	37	0	45	29	34	23	23	19	24	0	33	32	28	26	19	29	0	47	20	842	
TOTAL	TOTAL	OPD	29	132	1	113	110	110	99	2	92	75	124	74	88	86	0	97	63	94	64	70	104	0	126	79	144	96	72	66	0	119	68	2397	
		IPD	94	250	88	211	176	157	213	57	225	152	185	173	197	174	83	214	157	170	183	152	137	86	141	98	122	120	127	172	125	214	111	4754	
	TOTAL	123	382	89	324	286	267	312	59	317	227	309	247	285	260	83	311	220	284	247	222	241	86	267	177	266	216	199	238	125	333	179	7151		
HEMATOLOGY	HEMATOLOGY	OPD	0	790	0	901	863	696	686	0	796	628	844	618	592	584	0	764	532	716	531	540	969	0	823	612	786	822	597	640	0	885	675	17880	
		IPD	478	1288	613	1109	867	884	1157	435	1151	829	1039	912	963	808	550	930	1016	988	848	949	964	647	1044	760	728	677	788	987	842	867	783	30214	
	TOTAL	478	2088	613	2010	1730	1580	1843	435	1947	1457	1883	1530	1555	1392	550	1694	1548	1704	1379	1489	1933	647	1867	1372	1484	1499	1385	1637	842	1752	1438	48894		
CLINICAL PATH	CLINICAL PATH	OPD	0	66	0	111	78	78	78	0	75	105	114	57	78	81	0	96	60	105	81	69	105	0	102	86	138	72	99	117	0	84	84	2199	
		IPD	12	39	18	21	54	24	54	39	33	42	48	36	36	18	12	27	51	36	33	24	36	6	21	18	21	27	24	39	24	45	18	936	
	TOTAL	12	105	18	132	132	102	132	39	108	147	162	93	114	99	12	123	111	141	114	93	141	6	123	84	159	99	123	156	24	129	102	3135		
HISTOPATHOLOGY	HISTOPATHOLOGY	OPD	0	3	5	6	13	7	14	0	14	10	11	16	0	7	0	9	2	8	9	17	6	0	8	12	4	10	6	10	0	9	9	170	
		IPD	0	7	0	5	12	9	4	0	7	1	4	12	0	0	0	0	0	0	0	0	0	0	0	2	0	2	0	0	0	0	0	8	
	TOTAL	0	7	0	0	0	0	0	0	0	0	0	0	0	0	0	0	0	0	0	0	0	0	0	0	0	0	0	0	0	0	0	0	8	
CYTOLOGY	CYTOLOGY	OPD	0	7	0	5	12	9	4	0	7	1	4	12	0	0	0	0	0	0	0	0	0	0	0	2	0	2	0	0	0	0	0	8	
		IPD	0	0	0	0	0	0	0	0	0	0	0	0	0	0	0	0	0	0	0	0	0	0	0	0	0	0	0	0	0	0	0	0	
	TOTAL	0	7	0	5	12	9	4	0	7	1	4	12	0	0	0	0	0	0	0	0	0	0	0	0	0	0	0	0	0	0	0	0	0	
TOTAL	TOTAL	OPD	0	863	0	1017	953	783	768	0	878	734	972	687	670	671	0	864	608	825	628	612	1084	0	931	682	911	800	700	761	0	978	769	20249	
		IPD	490	1340	636	1136	934	915	1227	474	1200	881	1098	964	999	833	562	966	1069	1032	890	990	1006	653	1073	792	753	716	818	1036	666	912	790	31374	
	TOTAL	490	2203	636	2153	1887	1698	1995	474	2078	1615	2070	1651	1659	1504	562	1830	1677	1857	1518	1602	2090	653	2004	1474	1864	1816	1518	1797	666	1890	1559	51923		

GARHA ROAD, JALANDHAR**BIRTH REPORT OF May. 2022**

Month	NVD	TWINS	LSCS	TWINS	Live Birth	Average
May	30	2	56	1	89	2.87



Medical Superintendent
Punjab Institute of Medical Sciences
Garha Road, Jalandhar


Punjab Institute of Medical Science						
Garha Road Jalandhar						
No. of Death in APRIL 2022						
	Male	Female	Male child <18years	Female child <18years	Total	Avg.
Death	23	10	0	0	33	1.06%%


Medical Superintendent
Punjab Institute of Medical Sciences
Garha Road, Jalandhar

Punjab Institute of Medical Sciences
Bed occupancy Dept.wise for the month of May. 2022

Department	May
Medicine	80
Paediatrics	87
Chest&TB	72
Skin	69
Psy	98
Surgery	75
Ortho	62
ENT	73
Eye	74
Obs.	75
Gynae	71

Total Bed Occupancy of all Deptts. For the month of May 2022=76.1%


 Medical Superintendent
 Punjab Institute of Medical Sciences
 Garha Road, Jalandhar