

OPD REGISTRATION  
FROM 01/3/2021 TO 31/3/2021

Date	DEPARTMENTS													TOTAL PATIENTS ALL DEPARTMENTS PER DAY
	MEDICINE	PAEDIATRICS	CHEST & TB	SKIN	PSY	SURGERY	ORTHO	EYE	ENT	GYNAE	DENTAL	EMERGENCY		
Monday, March 01, 2021	346	59	42	105	254	82	96	58	56	152	53	19	1322	
Tuesday, March 02, 2021	296	88	38	85	196	92	74	65	54	102	47	25	1132	
Wednesday, March 03, 2021	328	83	36	78	159	111	85	63	46	164	35	18	1206	
Thursday, March 04, 2021	421	48	21	74	161	71	67	70	45	109	36	10	1133	
Friday, March 05, 2021	473	57	30	75	160	59	58	50	30	93	27	15	1127	
Saturday, March 06, 2021	339	29	22	43	171	60	51	60	25	141	19	22	982	
Sunday, March 07, 2021					Sunday							101	101	
Monday, March 08, 2021	548	67	44	79	205	86	98	50	36	116	30	25	1384	
Tuesday, March 09, 2021	470	54	40	69	181	83	112	64	52	114	55	19	1313	
Wednesday, March 10, 2021	396	68	71	69	190	75	94	61	40	184	38	17	1303	
Thursday, March 11, 2021					Holiday							123	123	
Friday, March 12, 2021	445	72	45	91	225	102	118	61	47	105	45	24	1380	
Saturday, March 13, 2021	421	64	43	77	191	84	79	64	40	156	46	18	1283	
Sunday, March 14, 2021					Sunday							111	111	
Monday, March 15, 2021	547	56	52	82	205	86	86	52	54	151	41	24	1436	
Tuesday, March 16, 2021	418	53	48	79	178	96	96	52	47	103	36	20	1226	
Wednesday, March 17, 2021	459	68	43	65	140	104	73	67	37	172	38	13	1279	
Thursday, March 18, 2021	386	64	47	73	151	85	94	64	39	122	36	15	1176	
Friday, March 19, 2021	403	62	37	75	140	77	84	55	44	121	44	16	1158	
Saturday, March 20, 2021	486	53	32	84	162	74	99	59	41	137	33	21	1281	
Sunday, March 21, 2021					Sunday							165	165	
Monday, March 22, 2021	467	21	31	60	200	56	69	75	33	85	21	19	1137	
Tuesday, March 23, 2021	408	52	59	59	158	78	58	51	44	110	36	17	1130	
Wednesday, March 24, 2021	403	79	35	61	178	92	68	72	42	174	33	22	1259	
Thursday, March 25, 2021	380	44	43	43	159	85	77	71	37	98	33	30	1100	
Friday, March 26, 2021	320	40	27	48	72	69	49	34	26	61	25	8	779	
Saturday, March 27, 2021	440	37	23	32	210	52	74	55	32	111	29	19	1114	
Sunday, March 28, 2021					Sunday							123	123	
Monday, March 29, 2021	530	45	46	74	208	106	96	60	54	132	31	22	1404	
Tuesday, March 30, 2021	454	76	35	72	170	85	77	77	57	170	41	19	1333	
Wednesday, March 31, 2021					Holiday									
DAILY/MONTHLY TOTAL PER DEPARTMENT	10584	1409	990	1752	4424	2050	2032	1510	1058	3183	908	1225	31125	
AVERAGE PER DAY	423.36	56.36	39.60	70.08	176.96	82.00	81.28	60.40	42.32	127.32	36.32	39.52	1245.00	

WEEK	DEPARTMENT TOTALS PER WEEK													TOTAL PATIENTS ALL DEPARTMENTS PER WEEK
	MEDICINE	PAEDIATRICS	CHEST & TB	SKIN	PSY	SURGERY	ORTHO	EYE	ENT	GYNAE	DENTAL	EMERGENCY		
March 01 - 07 March	2203	334	189	460	1101	475	431	366	256	761	217	210	7003	
March 08 - 14 March	2280	325	243	385	992	430	501	300	215	675	214	337	6897	
March 15 - 21 March	2699	356	259	458	976	522	532	349	262	806	228	274	7721	
March 22 - 31 March	3402	394	299	449	1355	623	568	495	325	941	249	569	9669	
GRAND TOTAL PER DEPARTMENT	10584	1409	990	1752	4424	2050	2032	1510	1058	3183	908	1225	31125	

Date	DEPARTMENTS										TOTAL PATIENTS DAILY	
	MEDICINE	PAEDIATRICS	CHEST & TB	SKIN	PSY	SURGERY	ORTHO	EYE	ENT	GYNAE		Emg
Monday, March 01, 2021	39	4	0	0	5	9	0	8	2	13	6	86
Tuesday, March 02, 2021	20	8	1	0	2	3	1	7	5	5	12	63
Wednesday, March 03, 2021	15	4	2	0	2	5	1	7	4	4	9	53
Thursday, March 04, 2021	26	6	0	0	0	4	1	9	4	8	3	61
Friday, March 05, 2021	31	6	0	0	3	3	2	4	2	5	7	63
Saturday, March 06, 2021	24	2	0	0	1	7	0	12	4	3	10	63
Sunday, March 07, 2021					Sunday							15
Monday, March 08, 2021	36	5	0	0	6	6	0	7	3	3	11	77
Tuesday, March 09, 2021	37	7	0	0	2	5	1	5	0	11	9	77
Wednesday, March 10, 2021	28	5	0	0	2	3	0	6	4	6	10	64
Thursday, March 11, 2021	31	4	0	0	Holiday	4	1	6	4	12	7	74
Friday, March 12, 2021	34	7	1	0	1	8	0	9	4	3	10	12
Saturday, March 13, 2021					Sunday							12
Sunday, March 14, 2021	36	4	1	0	5	4	1	7	1	10	7	76
Monday, March 15, 2021	34	7	1	0	1	5	0	2	3	3	5	61
Tuesday, March 16, 2021	28	9	0	0	5	4	1	7	2	3	6	65
Wednesday, March 17, 2021	25	6	0	0	3	6	1	8	5	6	6	66
Thursday, March 18, 2021	30	3	0	0	1	1	1	1	3	5	7	52
Friday, March 19, 2021	34	2	0	0	4	2	0	12	0	5	8	67
Saturday, March 20, 2021					Sunday							11
Sunday, March 21, 2021	21	5	0	0	2	12	1	28	2	5	7	83
Monday, March 22, 2021	34	7	0	0	2	9	1	5	0	5	5	68
Tuesday, March 23, 2021	31	4	1	0	3	14	1	11	3	7	12	87
Wednesday, March 24, 2021	24	5	1	0	2	15	0	11	0	7	11	76
Thursday, March 25, 2021	30	3	0	0	2	3	0	5	0	6	2	51
Friday, March 26, 2021	24	5	0	0	5	7	0	7	4	6	3	61
Saturday, March 27, 2021					Sunday							13
Sunday, March 28, 2021					Holiday							33
Monday, March 29, 2021	39	1	0	0	4	5	0	6	4	5	9	73
Tuesday, March 30, 2021	35	4	0	0	6	13	1	2	2	5	5	73
Wednesday, March 31, 2021	747	123	8	0	74	157	13	192	65	151	296	1826
DAILY/MONTHLY TOTAL PER DEPARTMENT	24.10	3.97	0.26	0.00	2.39	5.06	0.42	6.19	2.10	4.87	9.55	58.90
AVERAGE												
DEPARTMENT TOTALS PER WEEK												
WEEK	MEDICINE	PAEDIATRICS	CHEST & TB	SKIN	PSY	SURGERY	ORTHO	EYE	ENT	GYNAE	Emg	TOTAL PATIENTS WEEKLY
March 01 - 07 March	155	30	3	0	13	31	4	47	21	38	62	404
March 08 - 14 March	166	28	1	0	16	26	2	33	15	35	72	394
March 15 - 21 March	188	31	2	0	19	22	3	37	14	32	51	399
March 22 - 31 March	238	34	2	0	26	78	4	75	15	46	111	629
GRAND TOTAL	747	123	8	0	74	157	13	192	65	151	296	1826
AVERAGE	24.10	3.97	0.26	0.00	2.39	5.06	0.42	6.19	2.10	4.87	9.55	58.90

Page 1  
 Medical Superintendent  
 Punjab Institute of Medical Sciences  
 Ferozpur, Punjab

OT MAJOR  
FROM 01/31/2021 TO 31/3/2021

OT Major

Date	DEPARTMENTS SURGERY	ORTHO	EYE	ENT	DENTAL	GYNAE	TOTAL PATIENTS DAILY
Monday, March 01, 2021	3	1	1	0	0	2	7
Tuesday, March 02, 2021	6	0	0	0	1	3	10
Wednesday, March 03, 2021	3	0	1	0	0	5	9
Thursday, March 04, 2021	6	2	4	0	0	4	16
Friday, March 05, 2021	4	0	0	0	0	4	8
Saturday, March 06, 2021	1	0	0	0	0	3	4
Sunday, March 07, 2021			Sunday				0
Monday, March 08, 2021	6	1	7	0	0	2	16
Tuesday, March 09, 2021	3	1	9	0	0	2	15
Wednesday, March 10, 2021	5	1	2	0	0	4	12
Thursday, March 11, 2021			Holiday				2
Friday, March 12, 2021	4	1	0	0	0	3	8
Saturday, March 13, 2021	4	0	0	0	0	6	10
Sunday, March 14, 2021			Sunday				0
Monday, March 15, 2021	6	1	0	0	0	4	11
Tuesday, March 16, 2021	0	1	0	0	0	3	4
Wednesday, March 17, 2021	5	0	0	0	0	6	11
Thursday, March 18, 2021	4	0	5	0	0	1	10
Friday, March 19, 2021	3	0	1	0	0	5	9
Saturday, March 20, 2021	0	1	1	0	0	4	6
Sunday, March 21, 2021			Sunday				0
Monday, March 22, 2021	1	1	7	0	0	4	13
Tuesday, March 23, 2021	3	0	11	0	0	3	17
Wednesday, March 24, 2021		0	9	0	0	4	13
Thursday, March 25, 2021	4	0	7	0	0	0	11
Friday, March 26, 2021	7	1	0	0	0	1	9
Saturday, March 27, 2021	6	1	2	0	0	3	12
Sunday, March 28, 2021			Sunday				0
Monday, March 29, 2021			Holiday				0
Tuesday, March 30, 2021	3	1	5	0	0	2	11
Wednesday, March 31, 2021	4	0	0	0	0	6	10
DAILY/MONTHLY TOTAL PER DEPARTMENT	91	14	72	0	1	86	264
AVERAGE PER DAY	3.6	0.6	2.9	0.0	0.0	3.4	10.6
WEEK	DEPARTMENT TOTALS PER WEEK						TOTAL PATIENTS WEEKLY
March 01 - 07 March	SURGERY	ORTHO	EYE	ENT	DENTAL	GYNAE	TOTAL PATIENTS DAILY
March 08 - 14 March	23	3	6	0	1	21	54
March 15 - 21 March	22	4	18	0	0	19	63
March 22 - March 31	18	3	7	0	0	23	51
	28	4	41	0	0	23	96
GRAND TOTAL PER DEPARTMENT	91	14	72	0	1	86	264

Page 1

OT Minor

OT MINOR  
FROM 01/3/2021 TO 31/3/2021

Date	DEPARTMENTS								TOTAL PATIENTS DAILY
	SURGERY	DENTAL	ORTHO	EYE	ENT	GYNAE	SKIN	Emergency	
Monday, March 01, 2021	11	12	3	4	2	4	4	0	40
Tuesday, March 02, 2021	14	7	2	4	0	3	1	0	31
Wednesday, March 03, 2021	23	9	1	4	0	1	0	0	38
Thursday, March 04, 2021	12	7	1	6	0	3	0	0	29
Friday, March 05, 2021	10	1	3	4	1	3	0	0	22
Saturday, March 06, 2021	8	7	2	0	1	7	0	0	25
Sunday, March 07, 2021				Sunday				0	0
Monday, March 08, 2021	6	4	1	7	0	5	0	0	23
Tuesday, March 09, 2021	9	7	3	4	0	3	0	0	26
Wednesday, March 10, 2021	9	5	2	4	0	1	0	0	21
Thursday, March 11, 2021				Holiday				0	0
Friday, March 12, 2021	13	6	3	4	0	5	2	0	33
Saturday, March 13, 2021	14	6	4	6	3	3	0	0	36
Sunday, March 14, 2021				Sunday				0	0
Monday, March 15, 2021	10	11	5	5	1	3	0	0	35
Tuesday, March 16, 2021	11	7	2	3	1	3	0	0	27
Wednesday, March 17, 2021	14	9	5	6	0	7	0	0	41
Thursday, March 18, 2021	10	5	5	7	1	5	0	0	33
Friday, March 19, 2021	8	3	3	0	0	5	0	0	19
Saturday, March 20, 2021	14	10	0	8	1	3	0	0	36
Sunday, March 21, 2021				Sunday				0	0
Monday, March 22, 2021	10	6	3	1	0	7	0	0	27
Tuesday, March 23, 2021	10	7	0	4	0	3	1	0	25
Wednesday, March 24, 2021	15	10	2	3	0	4	1	0	35
Thursday, March 25, 2021	6	9	3	7	0	4	0	0	29
Friday, March 26, 2021	2	2	1	4	0	2	0	0	11
Saturday, March 27, 2021	13	5	5	0	0	0	0	0	23
Sunday, March 28, 2021				Sunday				0	0
Monday, March 29, 2021				Holiday				0	0
Tuesday, March 30, 2021	11	9	3	5	0	5	2	0	35
Wednesday, March 31, 2021	14	16	4	0	3	0	1	0	38
DAILY/MONTHLY TOTAL PER DEPARTMENT	277	180	66	100	14	89	12	0	738
AVERAGE PER DAY	11.1	7.2	2.6	4.0	0.6	3.6	0.5	0.0	29.5
WEEK	DEPARTMENT TOTALS PER WEEK								TOTAL PATIENTS WEEKLY
	SURGERY	DENTAL	ORTHO	EYE	ENT	GYNAE	SKIN	Emergency	
March 01 - 07 March	78	43	12	22	4	21	5	0	185
March 08 - 14 March	51	28	13	25	3	17	2	0	139
March 15 - 21 March	67	45	20	29	4	26	0	0	191
March 22 - March 31	81	64	21	24	3	25	5	0	223
GRAND TOTAL PER DEPARTMENT	277	180	66	100	14	89	12	0	738

*QOF*

Medical Superintendent  
Punjab Institute of Medical Sciences  
Road, Jalandhar

Discharge

Total discharged in the month of Mar. 2021	
Date	TOTAL PATIENT Discharged
01/03/21	94
02/03/21	50
03/03/21	56
04/03/21	46
05/03/21	57
06/03/21	78
07/03/21	18
08/03/21	34
09/03/21	91
10/03/21	76
11/03/21	19
12/03/21	43
13/03/21	88
14/03/21	24
15/03/21	63
16/03/21	34
17/03/21	81
18/03/21	64
19/03/21	66
20/03/21	61
21/03/21	10
22/03/21	31
23/03/21	75
24/03/21	66
25/03/21	58
26/03/21	84
27/03/21	38
28/03/21	21
29/03/21	15
30/03/21	64
31/03/21	27

Total Discharged in Mar
1632

Average of Discharged In Mar.2021
52.64

Page 1  
Medical Superintendent  
Punjab Institute of Medical Sciences  
Garha Road, Jaalandhar






Birth

**PUNJAB INSTITUTE OF MEDICAL SCIENCES**

**GARHA ROAD, JALANDHAR**


**BIRTH REPORT OF MAR. 2021**

Month	NVD	LSCS	TWINS	Live Birth	Average
Mar	25	43	1	69	2.22

  
Medical Superintendent  
Punjab Institute of Medical Sciences  
Garha Road, Jalandhar

Death


Punjab Institute of Medical Science						
Garha Road Jalandhar						
No. of Death in MARCH 2021						
	Male	Female	Male child <18years	Female child <18years	Total	Avg.
Death	15	1	13	1	30	0.96%

  
Medical Superintendent  
Punjab Institute of Medical Sciences  
Garha Road, Jalandhar

**Punjab Institute of Medical Sciences**  
**Bed occupancy Dept.wise for the month of Mar. 2021**

Department	Mar
Medicine	63
Paediatrics	48
Chest&TB	48
Skin	25
Psy	94
Surgery	41
Ortho	37
ENT	50
Eye	47
Obs.	38
Gynae	48

**Total Bed Occupancy of all Deptts. For the month of Mar 2021=48.17%**

  
Medical Superintendent  
Punjab Institute of Medical Sciences  
Gurga Road, Jalandhar