

OPD REGISTRATION
FROM 01/01/2021 TO 31/01/2021

Date	DEPARTMENTS												TOTAL PATIENTS ALL DEPARTMENTS PER DAY
	MEDICINE	PAEDIATRICS	CHEST & TB	SKIN	PSY	SURGERY	ORTHO	EYE	ENT	GYNAE	DENTAL	EMERGENCY	
Friday, January 01, 2021	103	43	20	32	63	50	30	16	20	52	13	7	449
Saturday, January 02, 2021	123	38	26	31	141	44	43	24	36	116	20	12	654
Sunday, January 03, 2021						Sunday						46	46
Monday, January 04, 2021	224	48	28	58	188	71	55	30	34	112	37	21	906
Tuesday, January 05, 2021	179	42	40	53	153	63	66	42	40	81	23	10	792
Wednesday, January 06, 2021	204	47	35	44	131	79	69	39	37	123	22	12	842
Thursday, January 07, 2021	175	35	18	40	140	60	73	30	22	113	26	18	750
Friday, January 08, 2021	198	60	39	55	155	62	61	32	33	72	23	10	800
Saturday, January 09, 2021	156	47	29	60	168	63	80	24	32	130	28	16	833
Sunday, January 10, 2021						Sunday						46	46
Monday, January 11, 2021	207	42	27	66	200	71	79	46	37	120	30	17	942
Tuesday, January 12, 2021	169	22	39	57	152	55	59	30	30	78	42	14	747
Wednesday, January 13, 2021	133	35	18	19	81	48	42	20	25	86	13	13	533
Thursday, January 14, 2021	141	30	23	33	101	50	54	42	27	83	18	17	619
Friday, January 15, 2021	245	47	26	77	159	63	73	37	28	92	29	17	893
Saturday, January 16, 2021	178	38	14	51	174	56	62	24	27	137	21	14	796
Sunday, January 17, 2021						Sunday						41	41
Monday, January 18, 2021	242	54	27	59	181	81	78	38	44	121	35	13	973
Tuesday, January 19, 2021	188	43	29	62	178	77	62	50	32	111	37	17	886
Wednesday, January 20, 2021						HOLIDAY						49	49
Thursday, January 21, 2021	246	55	21	61	201	47	51	52	35	105	42	13	929
Friday, January 22, 2021	261	49	21	60	147	56	60	33	44	98	38	16	883
Saturday, January 23, 2021	183	51	26	43	156	78	61	39	45	180	36	12	910
Sunday, January 24, 2021						Sunday						31	31
Monday, January 25, 2021	228	46	35	79	200	68	63	47	40	108	32	13	959
Tuesday, January 26, 2021						HOLIDAY						71	71
Wednesday, January 27, 2021	230	87	25	74	175	86	72	61	43	157	44	10	1064
Thursday, January 28, 2021	208	43	24	68	136	56	84	32	23	123	30	11	838
Friday, January 29, 2021	236	62	32	53	158	56	59	37	25	97	44	10	869
Saturday, January 30, 2021	221	54	16	53	151	88	71	53	45	146	34	13	945
Sunday, January 31, 2021						Sunday						82	82
DAILY/MONTHLY TOTAL PER DEPARTMENT	4678	1118	638	1288	3689	1528	1507	878	804	2641	717	692	20178
AVERAGE PER DAY	194.92	46.58	26.58	53.67	153.71	63.67	62.79	36.58	33.50	110.04	29.88	22.32	840.75

WEEK	DEPARTMENT TOTALS PER WEEK												TOTAL PATIENTS ALL DEPARTMENTS PER WEEK
	MEDICINE	PAEDIATRICS	CHEST & TB	SKIN	PSY	SURGERY	ORTHO	EYE	ENT	GYNAE	DENTAL	EMERGENCY	
JAN 01 – 07 JAN.	1008	253	167	258	816	367	336	181	189	597	141	126	4439
JAN. 08 – 14 JAN.	1004	236	175	290	857	349	375	194	184	569	154	133	4520
JAN 15 – 21 JAN	1099	237	117	310	893	324	326	201	166	566	164	164	4567
JAN 22 – 31 JAN	1567	392	179	430	1123	488	470	302	265	909	258	269	7499
GRAND TOTAL PER DEPARTMENT	4678	1118	638	1288	3689	1528	1507	878	804	2641	717	692	20178


 Medical Superintendent
 Punjab Institute of Medical Sciences


IPD REGISTRATION												TOTAL PATIENTS DAILY
FROM 01/01/2021 TO 31/01/2021												
Date	DEPARTMENTS											
	MEDICINE	PAEDIATRICS	CHEST & TB	SKIN	PSY	SURGERY	ORTHO	EYE	ENT	GYNAE	Emg	
Friday, January 01, 2021	13	9	1	0	0	3	0	0	0	8	3	37
Saturday, January 02, 2021	21	5	0	0	0	0	0	0	3	0	8	37
Sunday, January 03, 2021						Sunday					8	8
Monday, January 04, 2021	33	5	0	0	3	11	0	1	3	6	13	75
Tuesday, January 05, 2021	18	1	0	0	0	1	2	1	2	2	7	34
Wednesday, January 06, 2021	17	4	0	0	2	2	0	0	2	7	8	42
Thursday, January 07, 2021	21	2	0	0	0	1	1	3	2	6	5	41
Friday, January 08, 2021	22	5	3	0	3	2	1	0	2	3	5	46
Saturday, January 09, 2021	19	1	0	0	3	4	1	0	2	3	6	39
Sunday, January 10, 2021						Sunday					13	13
Monday, January 11, 2021	30	1	0	0	4	2	1	2	0	8	6	54
Tuesday, January 12, 2021	21	8	1	0	1	1	0	1	2	4	8	47
Wednesday, January 13, 2021	17	3	0	0	1	5	0	1	2	5	5	39
Thursday, January 14, 2021	26	4	1	0	0	6	2	1	3	7	9	59
Friday, January 15, 2021	28	8	0	0	1	5	2	0	3	4	8	59
Saturday, January 16, 2021	31	7	0	0	3	12	2	0	0	7	10	72
Sunday, January 17, 2021						Sunday					13	13
Monday, January 18, 2021	25	8	0	0	2	1	1	2	2	14	4	59
Tuesday, January 19, 2021	20	9	1	1	3	4	0	4	3	8	7	60
Wednesday, January 20, 2021						HOLIDAY					22	22
Thursday, January 21, 2021	29	5	0	0	0	10	2	3	3	3	6	61
Friday, January 22, 2021	22	6	0	0	3	4	0	2	1	7	6	51
Saturday, January 23, 2021	31	5	0	0	4	0	0	2	4	4	5	55
Sunday, January 24, 2021				0		Sunday					7	7
Monday, January 25, 2021	30	7	0	0	1	3	2	4	2	5	5	59
Tuesday, January 26, 2021						HOLIDAY					24	24
Wednesday, January 27, 2021	31	3	2	0	3	9	0	5	2	6	3	64
Thursday, January 28, 2021	32	8	0	0	2	3	0	0	2	9	4	60
Friday, January 29, 2021	33	5	1	0	3	1	0	2	3	8	2	58
Saturday, January 30, 2021	28	6	0	0	2	5	1	2	2	4	8	58
Sunday, January 31, 2021						Sunday					16	16
DAILY/MONTHLY TOTAL PER DEPARTMENT	598	125	10	1	44	95	18	36	50	138	254	1369
AVERAGE	19.29	4.03	0.32	0.03	1.42	3.06	0.58	1.16	1.61	4.45	8.19	44.16

WEEK	DEPARTMENT TOTALS PER WEEK											TOTAL PATIENTS WEEKLY
	MEDICINE	PAEDIATRICS	CHEST & TB	SKIN	PSY	SURGERY	ORTHO	EYE	ENT	GYNAE	Emg	
JAN 01 - 07 JAN.	123	26	1	0	5	18	3	5	12	29	52	274
JAN. 08 - 14 JAN.	135	22	5	0	12	20	5	5	11	30	52	238
JAN 15 - 21 JAN	133	37	1	1	9	32	7	9	11	36	70	344
JAN 22 - 31 JAN	207	40	3	0	18	25	3	17	16	43	80	497
	598	125	10	1	44	95	18	36	50	138	254	1353
AVERAGE	19.29	4.03	0.32	0.03	1.42	3.06	0.58	1.16	1.61	4.45	8.19	44.16

OT MAJOR
FROM 01/01/2021 TO 31/01/2021

Date	DEPARTMENTS						TOTAL PATIENTS DAILY
	SURGERY	ORTHO	EYE	ENT	DENTAL	GYNAE	
Friday, January 01, 2021	0	0	0	0	0	6	6
Saturday, January 02, 2021	3	0	0	0	0	2	5
Sunday, January 03, 2021	0	0	Sunday	0	0	1	1
Monday, January 04, 2021	2	0	0	0	0	2	4
Tuesday, January 05, 2021	8	0	0	0	0	4	12
Wednesday, January 06, 2021	4	0	0	0	0	3	7
Thursday, January 07, 2021	6	0	1	1	0	5	13
Friday, January 08, 2021	2	0	0	0	0	4	6
Saturday, January 09, 2021	4	1	0	0	0	4	9
Sunday, January 10, 2021	0	0	Sunday	0	0	1	1
Monday, January 11, 2021	0	0	0	0	0	1	1
Tuesday, January 12, 2021	1	0	1	1	0	5	8
Wednesday, January 13, 2021	1	0	1	0	0	2	4
Thursday, January 14, 2021	3	0	0	0	0	1	4
Friday, January 15, 2021	1	1	0	0	0	0	2
Saturday, January 16, 2021	0	0	0	0	0	6	6
Sunday, January 17, 2021	0	0	Sunday	0	0	0	0
Monday, January 18, 2021	4	2	0	0	0	3	9
Tuesday, January 19, 2021	4	1	0	0	0	4	9
Wednesday, January 20, 2021	0	0	HOLIDAY	0	0	0	0
Thursday, January 21, 2021	4	0	2	0	0	1	7
Friday, January 22, 2021	1	1	0	0	0	3	5
Saturday, January 23, 2021	3	0	0	0	0	6	9
Sunday, January 24, 2021	0	0	Sunday	0	0	2	2
Monday, January 25, 2021	0	1	0	0	0	3	4
Tuesday, January 26, 2021	0	0	HOLIDAY	0	0	0	0
Wednesday, January 27, 2021	3	0	1	0	0	1	5
Thursday, January 28, 2021	6	2	1	0	0	1	10
Friday, January 29, 2021	6	0	2	0	0	4	12
Saturday, January 30, 2021	2	1	0	0	0	5	8
Sunday, January 31, 2021	0	0	Sunday	0	0	2	2
DAILY/MONTHLY TOTAL PER DEPARTMENT	68	10	9	2	0	82	171
AVERAGE PER DAY	2.8	0.4	0.4	0.1	0.0	3.4	7.1

WEEK	DEPTT TOTALS PER WEEK						TOTAL PATIENTS WEEKLY
	SURGERY	ORTHO	EYE	ENT	DENTAL	GYNAE	TOTAL PATIENTS DAILY
JAN 01 – 07 JAN.	23	0	1	1	0	23	48
JAN. 08 – 14 JAN.	11	1	2	1	0	18	33
JAN 15 – 21 JAN	13	4	2	0	0	14	33
JAN 22 – 31 JAN	21	5	4	0	0	27	57
GRAND TOTAL PER DEPARTMENT	68	10	9	2	0	82	171


 Medical Superintendent
 Punjab Institute of Medical Sciences
 Garha Road, Jalandhar


OT MINOR
FROM 01/01/2021 TO 31/01/2021

Date	DEPARTMENTS								TOTAL PATIENTS DAILY
	SURGERY	DENTAL	ORTHO	EYE	ENT	GYN&E	SKIN	Emergency	
Friday, January 01, 2021	6	4	1	0	0	0	1	0	12
Saturday, January 02, 2021	5	5	0	0	0	0	0	0	10
Sunday, January 03, 2021				Sunday			0	0	0
Monday, January 04, 2021	9	9	2	1	0	0	1	0	22
Tuesday, January 05, 2021	9	4	2	1	0	2	0	0	18
Wednesday, January 06, 2021	11	2	0	0	0	4	0	0	17
Thursday, January 07, 2021	5	3	1	0	0	0	2	0	11
Friday, January 08, 2021	3	3	3	0	0	3	0	0	12
Saturday, January 09, 2021	7	3	2	0	1	1	1	0	15
Sunday, January 10, 2021				Sunday				0	0
Monday, January 11, 2021	7	4	3	1	1	4	2	0	22
Tuesday, January 12, 2021	7	5	1	1	0	3	1	0	18
Wednesday, January 13, 2021	4	0	1	1	0	0	0	0	6
Thursday, January 14, 2021	4	3	1	1	1	2	0	0	12
Friday, January 15, 2021	5	1	2	0	0	1	0	0	9
Saturday, January 16, 2021	5	3	2	0	0	1		0	11
Sunday, January 17, 2021				Sunday				0	0
Monday, January 18, 2021	6	10	4	0	0	0	2	0	22
Tuesday, January 19, 2021	8	7	2	3	1	1	1	0	23
Wednesday, January 20, 2021				HOLIDAY				0	0
Thursday, January 21, 2021	4	5	4	3	1	1	1	0	19
Friday, January 22, 2021	3	5	1	1	1	2	0	0	13
Saturday, January 23, 2021	6	5	2	2	2	1	1	0	19
Sunday, January 24, 2021				Sunday				0	0
Monday, January 25, 2021	2	7	1	2	0	5	1	0	18
Tuesday, January 26, 2021				HOLIDAY				0	0
Wednesday, January 27, 2021	8	7	3	3	0	2	1	0	24
Thursday, January 28, 2021	4	4	0	0	0	3	3	0	14
Friday, January 29, 2021	5	8	0	2	1	1	0	0	17
Saturday, January 30, 2021	8	4	0	0	1	5	0	0	18
Sunday, January 31, 2021				Sunday				0	
DAILY/MONTHLY TOTAL PER DEPARTMENT	141	111	38	22	10	42	18	0	382
AVERAGE PER DAY	5.9	4.6	1.6	0.9	0.4	1.8	0.8	0.0	15.9
WEEK	DEPARTMENT TOTALS PER WEEK								TOTAL PATIENTS WEEKLY
	SURGERY	DENTAL	ORTHO	EYE	ENT	GYN&E	SKIN	Emergency	
JAN 01 – 07 JAN.	45	27	6	2	0	6	4	0	90
JAN. 08 – 14 JAN.	32	18	11	4	3	13	4	0	85
JAN 15 – 21 JAN	28	26	14	6	2	4	4	0	84
JAN 22 – 31 JAN	36	40	7	10	5	19	6	0	123
	141	111	38	22	10	42	18	0	382

Total discharged in the month of JANUARY. 2021	
Date	TOTAL PATIENT Discharged
01/01/21	19
02/01/21	64
03/01/21	6
04/01/21	67
05/01/21	27
06/01/21	54
07/01/21	48
08/01/21	34
09/01/21	44
10/01/21	10
11/01/21	51
12/01/21	41
13/01/21	49
14/01/21	42
15/01/21	32
16/01/21	36
17/01/21	14
18/01/21	39
19/01/21	39
20/01/21	79
21/01/21	44
22/01/21	22
23/01/21	28
24/01/21	7
25/01/21	162
26/01/21	13
27/01/21	56
28/01/21	33
29/01/21	82
30/01/21	46
31/01/21	3

Total Discharged in Jan.2021
1291

Average of Discharged In December
41.6


 Medical Superintendent
 Punjab Institute of Medical Sciences
 C-14A Road, Jalandhar

LABORATORY	January	2021																															AnyDay	
		1	2	3	4	5	6	7	8	9	10	11	12	13	14	15	16	17	18	19	20	21	22	23	24	25	26	27	28	29	30	31		TOTAL
Bio-Chemistry	OPD	287	602	0	740	405	433	360	405	467	0	501	320	167	298	531	429	0	546	489	0	564	354	616	0	506	0	566	610	386	666	0	11220	
	IPD	352	434	319	823	532	536	464	739	540	358	648	601	467	523	596	570	435	693	590	303	397	457	493	228	347	162	506	460	547	586	343	16649	
	TOTAL	639	1036	319	1563	937	969	824	1146	1007	358	1149	921	634	782	1127	999	438	1239	1079	303	961	811	1109	228	853	162	1072	1070	936	1282	343	28289	
BACTERIOLOGY	OPD	5	7	0	14	12	22	12	4	11	0	2	3	13	4	10	13	0	7	6	0	11	7	15	0	11	0	25	14	8	12	0	248	
	IPD	15	12	11	16	7	17	22	16	19	9	25	18	15	17	15	16	7	17	12	8	15	10	3	3	19	4	6	10	22	8	6	402	
	TOTAL	20	19	11	22	19	39	34	20	30	9	27	21	28	21	26	29	7	24	18	8	28	17	18	3	30	4	31	24	30	20	6	650	
SEROLOGY	OPD	18	27	5	49	42	44	33	35	38	0	39	29	47	30	56	62	1	38	42	0	60	38	71	2	29	0	68	42	44	82	2	1074	
	IPD	56	65	32	109	95	87	76	104	65	33	90	77	58	68	67	80	42	72	73	48	62	72	62	30	61	25	59	81	74	77	50	2008	
	TOTAL	74	92	37	157	137	131	109	139	103	23	129	106	95	98	132	142	43	110	116	48	122	111	133	32	90	25	127	123	118	159	82	3083	
PARASITOLOGY	OPD	0	0	0	0	0	0	0	0	0	0	0	0	0	0	0	0	0	0	0	0	0	0	0	0	0	0	0	0	0	0	0	7	
	IPD	0	0	0	0	0	0	0	0	0	0	0	0	0	0	0	0	0	0	0	0	0	0	0	0	0	0	0	0	0	0	0	0	
	TOTAL	0	0	0	0	0	0	0	0	0	0	0	0	0	0	0	0	0	0	0	0	0	0	0	0	0	0	0	0	0	0	0	0	
MYCOLOGY	OPD	0	0	0	0	0	0	0	0	0	0	0	0	0	0	0	0	0	0	0	0	0	0	0	0	0	0	0	0	0	0	0	0	
	IPD	0	0	0	0	0	0	0	0	0	0	0	0	0	0	0	0	0	0	0	0	0	0	0	0	0	0	0	0	0	0	0	0	
	TOTAL	0	0	0	0	0	0	0	0	0	0	0	0	0	0	0	0	0	0	0	0	0	0	0	0	0	0	0	0	0	0	0	0	
RAPID ANTIGEN TEST	OPD	26	26	0	72	46	57	31	38	48	0	72	47	48	27	32	63	0	7	4	4	48	62	60	0	43	0	73	60	46	39	0	1065	
	IPD	3	1	0	11	10	3	4	5	5	0	12	8	11	3	5	8	0	86	48	48	4	3	8	0	9	0	4	7	4	5	0	295	
	TOTAL	29	27	0	83	56	60	35	43	53	0	84	55	59	30	37	71	0	73	52	52	52	65	68	0	52	0	77	67	49	44	0	1360	
TOTAL	OPD	48	68	5	138	99	123	76	77	88	0	114	79	108	61	88	138	1	82	53	4	119	108	137	2	83	0	167	106	98	134	2	2384	
	IPD	74	78	43	138	73	108	103	125	90	42	128	103	88	88	87	104	49	156	133	104	83	86	73	33	89	29	70	88	100	90	86	2718	
	TOTAL	122	137	48	273	172	231	179	202	188	42	242	182	196	149	185	242	50	208	186	108	202	194	210	35	172	29	237	204	198	224	88	5103	
HEMATOLOGY	OPD	281	572	0	877	390	543	317	378	379	0	488	285	204	275	414	647	0	671	467	0	618	268	679	0	424	0	644	823	390	691	0	10705	
	IPD	422	618	353	806	684	743	692	787	786	384	788	681	677	675	661	727	350	815	686	380	647	614	699	252	472	241	668	489	642	718	388	21438	
	TOTAL	683	1190	353	1482	1054	1286	909	1165	1165	284	1285	966	831	960	1086	1374	350	1386	1163	390	1067	882	1278	252	886	241	1312	1312	1022	1391	388	32141	
CLINICAL PATH	OPD	18	21	12	36	12	60	21	12	21	18	18	18	18	18	18	30	21	18	18	15	12	6	9	18	12	18	18	24	15	18	659		
	IPD	38	78	12	93	66	132	33	60	96	15	78	54	90	39	84	114	30	96	99	18	54	54	96	9	66	12	35	75	84	132	18	1858	
	TOTAL	56	99	24	129	78	192	54	72	114	33	96	72	108	57	102	132	60	114	117	36	68	72	114	24	84	30	93	93	99	150	18	2517	
HISTOPATHOLOGY	OPD	2	7	0	15	18	3	13	12	6	0	5	8	0	7	6	2	0	13	4	0	7	13	14	0	4	0	4	0	8	0	0	76	
	IPD	3	0	0	4	2	7	2	0	0	0	6	5	0	2	0	4	0	0	0	0	0	0	4	0	0	0	0	0	0	0	0	0	16
	TOTAL	5	7	0	19	20	10	19	12	6	0	11	13	2	2	2	6	2	13	4	0	7	17	18	4	4	0	4	0	8	0	0	92	
TOTAL	OPD	282	629	0	838	416	622	331	428	454	0	651	328	298	301	483	647	0	646	648	0	654	314	759	0	481	0	667	634	446	714	0	12130	
	IPD	444	646	306	956	734	808	628	813	793	399	824	707	622	701	874	747	380	846	719	408	671	639	619	281	484	283	696	616	988	734	386	22257	
	TOTAL	726	1275	306	1694	1140	1438	869	1239	1247	399	1375	1023	921	1022	1157	1394	380	1496	1266	408	1125	953	1388	281	978	283	1363	1099	1131	1448	386	34387	

Medical Superintendent
 Punjab Institute of Medical Sciences
 Garha Road, Jalandhar


STATEMENT OF RADIOLOGY																																		
Monthly Diagnostic Report of JAN, 2021																																		
Category / Date	1	2	3	4	5	6	7	8	9	10	11	12	13	14	15	16	17	18	19	20	21	22	23	24	25	26	27	28	29	30	31	TOTAL	W/D	
RADIOLOGISTS- K-RAY	FRI	SAT	Sun	Mon	Tue	Wed	Thu	Fri	Sat	Sun	Mon	Tue	Wed	Thu	Fri	Sat	Sun	Mon	Tue	Wed	Thu	Fri	Sat	Sun	Mon	Tue	Wed	Thu	Fri	Sat	Sun	1278	45.86	
OPD	11	26	14	13	29	23	30	30	26	17	38	44	11	26	47	37	34	37	44	29	22	19	16	9	12	12	21	20	23	24	20	541	17.452	
IPD	14	14	13	31	17	13	24	14	12	12	27	22	16	15	18	21	14	15	18	9	21	19	16	9	47	12	67	59	58	45	20	0	0	
TOTAL	25	40	27	44	46	43	54	50	31	32	65	66	27	41	65	56	49	55	65	50	50	38	9	59	24	83	79	83	74	20	0	0		
BARBIUM SWALLOW- IPD	0	0	0	0	0	0	0	0	0	0	0	0	0	0	0	0	0	0	0	0	0	0	0	0	0	0	0	0	0	0	0	0	0	
TOTAL	0	0	0	0	0	0	0	0	0	0	0	0	0	0	0	0	0	0	0	0	0	0	0	0	0	0	0	0	0	0	0	0	0	
HSG	0	0	0	0	0	0	0	0	0	0	0	0	0	0	0	0	0	0	0	0	0	0	0	0	0	0	0	0	0	0	0	0	0	
TOTAL	0	0	0	0	0	0	0	0	0	0	0	0	0	0	0	0	0	0	0	0	0	0	0	0	0	0	0	0	0	0	0	0	0	
BARBIUM ENEMA	0	0	0	0	0	0	0	0	0	0	0	0	0	0	0	0	0	0	0	0	0	0	0	0	0	0	0	0	0	0	0	0	0	
TOTAL	0	0	0	0	0	0	0	0	0	0	0	0	0	0	0	0	0	0	0	0	0	0	0	0	0	0	0	0	0	0	0	0	0	
SINOGRAM	0	0	0	0	0	0	0	0	0	0	0	0	0	0	0	0	0	0	0	0	0	0	0	0	0	0	0	0	0	0	0	0	0	
TOTAL	0	0	0	0	0	0	0	0	0	0	0	0	0	0	0	0	0	0	0	0	0	0	0	0	0	0	0	0	0	0	0	0	0	
RAY MAMMOGRAPHY	0	0	0	0	0	0	0	0	0	0	0	0	0	0	0	0	0	0	0	0	0	0	0	0	0	0	0	0	0	0	0	0	0	
TOTAL	0	0	0	0	0	0	0	0	0	0	0	0	0	0	0	0	0	0	0	0	0	0	0	0	0	0	0	0	0	0	0	0	0	
CT SCAN	0	0	0	0	0	0	0	0	0	0	0	0	0	0	0	0	0	0	0	0	0	0	0	0	0	0	0	0	0	0	0	0	0	
TOTAL	0	0	0	0	0	0	0	0	0	0	0	0	0	0	0	0	0	0	0	0	0	0	0	0	0	0	0	0	0	0	0	0	0	
OTHER SPECIAL IN-	0	0	0	0	0	0	0	0	0	0	0	0	0	0	0	0	0	0	0	0	0	0	0	0	0	0	0	0	0	0	0	0	0	
TOTAL	0	0	0	0	0	0	0	0	0	0	0	0	0	0	0	0	0	0	0	0	0	0	0	0	0	0	0	0	0	0	0	0	0	
K-RAY TOTAL	11	26	14	13	29	23	30	30	26	17	38	44	11	26	47	37	34	37	44	29	22	19	16	9	12	12	21	20	23	24	20	541	17.555	
USG	10	14	14	11	19	23	27	20	20	15	28	22	20	9	30	37	31	32	24	23	29	31	29	31	31	37	20	34	34	0	0	0		
TOTAL	15	25	28	22	48	46	54	45	45	30	66	66	40	35	77	74	66	69	48	52	58	52	52	44	41	44	28	47	38	0	0	0		
F.W.B.	3	3	3	1	3	2	2	2	2	2	4	4	1	5	3	4	2	1	4	4	7	1	1	1	4	0	13	3	3	7	0	0	0	
TOTAL	3	3	3	1	3	2	2	2	2	2	4	4	1	5	3	4	2	1	4	4	7	1	1	1	4	0	13	3	3	7	0	0	0	
DOPPLER F.W.	6	7	7	0	0	0	0	0	0	0	5	1	1	6	3	5	5	1	5	5	3	1	1	1	2	3	5	7	2	0	0	0	0	
TOTAL	6	7	7	0	0	0	0	0	0	0	5	1	1	6	3	5	5	1	5	5	3	1	1	1	2	3	5	7	2	0	0	0	0	
HER COLOR DOPPL	2	4	4	0	0	0	0	0	0	0	2	4	4	0	6	2	2	4	3	6	0	0	0	0	0	0	0	0	0	0	0	0	0	0
TOTAL	2	4	4	0	0	0	0	0	0	0	2	4	4	0	6	2	2	4	3	6	0	0	0	0	0	0	0	0	0	0	0	0	0	0
MAMMOGRAPHY	2	0	0	0	0	0	0	0	0	0	2	2	1	2	4	2	0	2	4	0	0	0	0	0	0	0	0	0	0	0	0	0	0	0
TOTAL	2	0	0	0	0	0	0	0	0	0	2	2	1	2	4	2	0	2	4	0	0	0	0	0	0	0	0	0	0	0	0	0	0	0
ULTRASOUND	0	1	0	0	0	0	0	0	0	0	0	1	0	1	1	1	1	0	0	0	0	0	0	0	0	0	0	0	0	0	0	0	0	0
TOTAL	0	1	0	0	0	0	0	0	0	0	0	1	0	1	1	1	1	0	0	0	0	0	0	0	0	0	0	0	0	0	0	0	0	0
GUIDED PINS	0	0	0	0	0	0	0	0	0	0	0	0	0	0	0	0	0	0	0	0	0	0	0	0	0	0	0	0	0	0	0	0	0	0
TOTAL	0	0	0	0	0	0	0	0	0	0	0	0	0	0	0	0	0	0	0	0	0	0	0	0	0	0	0	0	0	0	0	0	0	0
ANY OTHER SPECIAL	0	0	0	0	0	0	0	0	0	0	0	0	0	0	0	0	0	0	0	0	0	0	0	0	0	0	0	0	0	0	0	0	0	0
INV.	0	0	0	0	0	0	0	0	0	0	0	0	0	0	0	0	0	0	0	0	0	0	0	0	0	0	0	0	0	0	0	0	0	0
ECG	5	7	0	0	13	9	8	13	18	9	0	7	4	8	24	17	0	23	16	0	11	18	11	0	16	0	14	20	18	26	0	0	0	0
TOTAL	5	7	0	0	13	9	8	13	18	9	0	7	4	8	24	17	0	23	16	0	11	18	11	0	16	0	14	20	18	26	0	0	0	0
JSG AVERAGE TOTAL	23	28	0	0	20	26	29	22	20	15	0	40	29	16	40	54	0	49	50	0	33	41	39	0	44	0	58	37	45	49	0	0	0	0
IPD	5	12	0	6	12	6	10	6	11	11	0	11	25	12	11	10	0	24	11	0	19	12	11	0	11	0	13	4	0	0	0	0	0	0
OPD	18	16	0	0	8	20	23	16	9	4	0	29	14	5	30	44	0	25	39	0	14	29	28	0	33	0	45	33	45	49	0	0	0	0
TOTAL	23	28	0	6	12	6	10	6	11	11	0	11	25	12	11	10	0	24	11	0	19	12	11	0	11	0	13	4	0	0	0	0	0	0
JSG AVERAGE TOTAL	28	40	0	0	26	38	35	32	28	28	0	51	54	40	56	64	0	73	61	0	52	53	50	0	55	0	71	45	53	0	0	0	0	0

PUNJAB INSTITUTE OF MEDICAL SCIENCES

GARHA ROAD, JALANDHAR

BIRTH REPORT OF JAN. 2021

Month	NVD	LSCS	Twins	Live Birth	Average
Jan	30	47	1	78	2.5


Medical Superintendent
Punjab Institute of Medical Sciences
Garha Road, Jalandhar

PUNJAB INSTITUTE OF MEDICAL SCIENCES

GARHA ROAD, JALANDHAR

No. of Deaths Jan -2021

	Male	Female	Male child <18years	Female child <18years	Total	Avg.
Death	11	8	1	1	21	0.67%




Medical Superintendent
Punjab Institute of Medical Sciences
Garha Road, Jalandhar

Punjab Institute of Medical Sciences
Bed occupancy Dept.wise for the month of Jan.2021

Department	Jan
Medicine	61
Paediatrics	54
Chest&TB	43
Skin	40
Psy	81
Surgery	37
Ortho	34
ENT	59
Eye	50
Obs.	39
Gynae	43

Total Bed Occupancy of all Deptts.For the month of Jan. 2021=46.9%


Medical Superintendent
Punjab Institute of Medical Sciences
Sarha Road, Jalandhar