


**OPD REGISTRATION**  
FROM 01/4/2022 TO 30/4/2022

Date	DEPARTMENTS												TOTAL PATIENTS ALL DEPARTMENTS PER DAY
	MEDICINE	PAEDIATRICS	CHEST & TB	SKIN	PSY	SURGERY	ORTHO	EYE	ENT	GYNAE	DENTAL	EMERGENCY	
Friday, April 01, 2022	284	83	68	75	186	81	88	74	84	126	50	41	1240
Saturday, April 02, 2022	244	67	35	73	189	87	74	82	55	116	39	26	1087
Sunday, April 03, 2022					Sunday							54	54
Monday, April 04, 2022	310	65	55	111	232	106	99	109	83	141	37	25	1373
Tuesday, April 05, 2022	253	59	42	66	195	71	63	72	75	86	40	43	1065
Wednesday, April 06, 2022	259	85	126	81	197	90	90	103	76	136	37	25	1305
Thursday, April 07, 2022	273	54	85	87	150	76	102	94	65	112	44	38	1180
Friday, April 08, 2022	251	100	43	79	195	80	74	96	81	98	40	35	1172
Saturday, April 09, 2022	230	61	112	80	160	74	64	72	71	137	29	38	1128
Sunday, April 10, 2022					Sunday							29	29
Monday, April 11, 2022	315	75	59	106	234	92	120	138	82	136	35	27	1419
Tuesday, April 12, 2022	323	68	81	67	202	68	99	118	77	114	51	29	1297
Wednesday, April 13, 2022	243	98	119	94	170	71	68	91	58	122	36	45	1215
Thursday, April 14, 2022					HOLIDAY							32	32
Friday, April 15, 2022	232	81	154	76	227	53	95	76	56	108	33	33	1224
Saturday, April 16, 2022	204	95	141	71	221	63	81	81	61	110	34	42	1204
Sunday, April 17, 2022					Sunday							68	68
Monday, April 18, 2022	305	75	99	84	224	114	105	78	77	151	39	34	1385
Tuesday, April 19, 2022	301	76	80	89	176	75	72	87	66	125	60	31	1238
Wednesday, April 20, 2022	264	81	51	67	172	63	90	88	70	195	34	40	1215
Thursday, April 21, 2022	295	63	108	70	189	73	76	79	50	102	35	34	1174
Friday, April 22, 2022	242	69	138	85	155	62	86	82	59	105	41	30	1154
Saturday, April 23, 2022	246	84	126	90	218	68	83	79	59	176	48	41	1318
Sunday, April 24, 2022					Sunday							60	60
Monday, April 25, 2022	261	79	160	97	234	97	85	78	53	131	35	42	1352
Tuesday, April 26, 2022	280	67	133	74	195	56	86	88	56	114	47	34	1230
Wednesday, April 27, 2022	268	67	172	75	177	80	86	70	56	70	30	38	1189
Thursday, April 28, 2022	233	56	139	57	174	71	59	54	67	120	38	29	1097
Friday, April 29, 2022	246	75	49	79	193	77	75	73	79	117	30	46	1139
Saturday, April 30, 2022	266	84	82	65	182	86	87	59	49	139	42	39	1180
DAILY/MONTHLY TOTAL PER DEPARTMENT	6628	1867	2457	1998	4847	1934	2107	2121	1665	3087	984	1128	30823
AVERAGE PER DAY	265.12	74.68	98.28	79.92	193.88	77.36	84.28	84.84	66.60	123.48	39.36	37.60	1232.92


WEEK	DEPARTMENT TOTALS PER WEEK												TOTAL PATIENTS ALL DEPARTMENTS PER WEEK
	MEDICINE	PAEDIATRICS	CHEST & TB	SKIN	PSY	SURGERY	ORTHO	EYE	ENT	GYNAE	DENTAL	EMERGENCY	
April 01 - 07 April	1623	413	411	493	1149	511	516	534	438	717	247	252	7304
April 08 - 14 April	1362	402	414	426	961	385	425	515	369	607	191	235	6292
April 15 - 21 April	1601	471	633	457	1209	441	519	489	380	791	235	282	7508
April 22 - 30 April	2337	644	1107	692	1717	670	723	662	528	1074	346	393	10893
GRAND TOTAL PER DEPARTMENT	6628	1867	2457	1998	4847	1934	2107	2121	1665	3087	984	1128	30823

  
 Sandeep Soni  
 Medical Superintendent  
 Punjab Institute of Medical Sciences  
 Garha Road, Jalandhar

IPD REGISTRATION  
FROM 01/4/2022 TO 30/4/2022

Date	DEPARTMENTS											TOTAL PATIENTS DAILY
	MEDICINE	PAEDIATRICS	CHEST & TB	SKIN	PSY	SURGERY	ORTHO	EYE	ENT	GYNAE	Emg	
Friday, April 01, 2022	20	6	2	2	7	7	4	5	2	6	16	77
Saturday, April 02, 2022	27	7	1	5	4	6	2	9	5	12	11	89
Sunday, April 03, 2022					Sunday						16	16
Monday, April 04, 2022	29	9	2	3	3	14	3	28	6	9	8	114
Tuesday, April 05, 2022	24	7	3	4	7	4	2	16	1	10	17	95
Wednesday, April 06, 2022	27	10	2	6	5	10	2	7	5	11	5	90
Thursday, April 07, 2022	27	8	4	5	6	8	4	10	3	10	13	98
Friday, April 08, 2022	28	6	2	3	8	6	1	8	4	8	14	88
Saturday, April 09, 2022	21	5	2	5	3	6	3	6	7	7	17	82
Sunday, April 10, 2022					Sunday						17	17
Monday, April 11, 2022	40	9	2	2	6	6	2	40	5	3	12	127
Tuesday, April 12, 2022	32	12	3	3	3	8	1	22	6	7	10	107
Wednesday, April 13, 2022	29	10	4	4	2	5	4	24	4	4	20	110
Thursday, April 14, 2022					HOLIDAY						31	31
Friday, April 15, 2022	17	3	2	3	5	3	1	4	2	8	12	60
Saturday, April 16, 2022	25	12	2	1	5	7	5	5	1	5	19	87
Sunday, April 17, 2022					Sunday						17	17
Monday, April 18, 2022	36	8	4	2	5	14	2	8	5	8	9	101
Tuesday, April 19, 2022	34	12	3	5	9	5	1	10	1	6	11	97
Wednesday, April 20, 2022	32	6	1	4	6	7	3	6	5	3	17	90
Thursday, April 21, 2022	31	5	5	6	7	8	2	7	2	7	12	92
Friday, April 22, 2022	18	9	2	3	6	9	4	2	1	6	14	74
Saturday, April 23, 2022	21	11	3	4	5	7	2	4	2	5	12	76
Sunday, April 24, 2022					Sunday						26	26
Monday, April 25, 2022	31	8	2	5	7	7	3	10	3	4	17	97
Tuesday, April 26, 2022	26	6	1	7	6	5	2	3	2	11	16	85
Wednesday, April 27, 2022	22	4	3	6	8	11	4	7	1	19	16	101
Thursday, April 28, 2022	15	7	2	5	4	13	1	8	2	7	13	77
Friday, April 29, 2022	23	5	4	7	5	8	2	4	8	5	18	89
Saturday, April 30, 2022	28	10	2	5	7	5	3	5	6	3	20	94
DAILY/MONTHLY TOTAL PER DEPARTMENT	663	195	63	105	139	189	63	258	89	184	456	2404
AVERAGE	22.10	6.50	2.10	3.50	4.63	6.30	2.10	8.60	2.97	6.13	15.20	80.13

WEEK	DEPARTMENT TOTALS PER WEEK											TOTAL PATIENTS WEEKLY
	MEDICINE	PAEDIATRICS	CHEST & TB	SKIN	PSY	SURGERY	ORTHO	EYE	ENT	GYNAE	Emg	
April 01 - 07 April	154	47	14	25	32	49	17	75	22	58	86	579
April 08 - 14 April	150	42	13	17	22	31	11	100	26	29	90	531
April 15 - 21 April	144	41	12	15	30	36	12	33	14	30	116	483
April 22 - 30 April	215	65	24	48	55	73	23	50	27	67	164	811
GRAND TOTAL	663	195	63	105	139	189	63	258	89	184	456	2404
AVERAGE	22.10	6.50	2.10	3.50	4.63	6.30	2.10	8.60	2.97	6.13	15.20	80.13

Page 1  
  
 Medical Superintendent  
 Punjab Institute of Medical Sciences  
 Ganga Road, Jalandhar

*Sund of Same*

Total discharged in the month of Apr. 2022	
Date	TOTAL PATIENT Discharged
01/04/22	95
02/04/22	99
03/04/22	21
04/04/22	85
05/04/22	49
06/04/22	68
07/04/22	96
08/04/22	81
09/04/22	101
10/04/22	19
11/04/22	70
12/04/22	46
13/04/22	60
14/04/22	37
15/04/22	50
16/04/22	107
17/04/22	38
18/04/22	80
19/04/22	82
20/04/22	130
21/04/22	81
22/04/22	65
23/04/22	58
24/04/22	28
25/04/22	61
26/04/22	65
27/04/22	46
28/04/22	60
29/04/22	44
30/04/22	23

Total Discharged in Apr
1945

Average of Discharged In Apr.2021
64.8

OT MAJOR  
FROM 01/4/2022 TO 30/4/2022

Date	DEPARTMENTS						TOTAL PATIENTS DAILY
	SURGERY	ORTHO	EYE	ENT	DENTAL	GYNAE	
Friday, April 01, 2022	12	1	13	0	0	2	28
Saturday, April 02, 2022	0	1	9	0	0	3	13
Sunday, April 03, 2022		Sunday					0
Monday, April 04, 2022	4	0	7	0	0	6	17
Tuesday, April 05, 2022	9	3	15	0	0	5	32
Wednesday, April 06, 2022	2	2	15	0	1	3	23
Thursday, April 07, 2022	5	1	12	1	0	3	22
Friday, April 08, 2022	9	0	4	1	0	2	16
Saturday, April 09, 2022	4	1	5	0	0	5	15
Sunday, April 10, 2022		Sunday					0
Monday, April 11, 2022	2	1	7	0	0	1	11
Tuesday, April 12, 2022	6	0	13	0	0	1	20
Wednesday, April 13, 2022	4	1	15	1	0	3	24
Thursday, April 14, 2022		HOLIDAY					0
Friday, April 15, 2022	4	0	14	0	0	1	19
Saturday, April 16, 2022	2	2	14	0	0	3	21
Sunday, April 17, 2022		Sunday					0
Monday, April 18, 2022	9	0	16	0	0	3	28
Tuesday, April 19, 2022	6	0	4	1	0	3	14
Wednesday, April 20, 2022	4	0	6	0	0	3	13
Thursday, April 21, 2022	2	0	3	1	0	3	9
Friday, April 22, 2022	7	0	0	0	0	2	9
Saturday, April 23, 2022	3	0	0	0	0	4	7
Sunday, April 24, 2022		Sunday					0
Monday, April 25, 2022	8	2	3	0	0	2	15
Tuesday, April 26, 2022	7	0	8	0	0	1	16
Wednesday, April 27, 2022	2	1	3	0	0	3	9
Thursday, April 28, 2022	6	2	0	0	0	2	10
Friday, April 29, 2022	9	1	4	0	0	6	20
Saturday, April 30, 2022	4	1	0	1	0	2	8
DAILY/MONTHLY TOTAL PER DEPARTMENT	130	20	190	6	1	72	419
AVERAGE PER DAY	5.2	0.8	7.6	0.2	0.0	2.9	16.8

WEEK	DEPTT TOTALS PER WEEK						TOTAL PATIENTS WEEKLY
	3e	ORTHO	EYE	ENT	DENTAL	GYNAE	TOTAL PATIENTS DAILY
April 01 - 07 April	32	8	71	1	1	22	135
April 08 - 14 April	25	3	44	2	0	12	86
April 15 - 21 April	27	2	57	2	0	16	104
April 22 - 30 April	46	7	18	1	0	22	94
GRAND TOTAL PER DEPARTMENT	130	20	190	6	1	72	419

Page 1

Medical Superintendent  
Punjab Institute of Medical Sciences  
Garha Road, Jalandhar

*Sandip Singh*



LABORATORY	April	2022							2022							TOTAL	Avg/Dy															
		1	2	3	4	5	6	7	8	9	10	11	12	13	14			15	16	17	18	19	20	21	22	23	24	25	26	27	28	29
		Fr	Sa	Sun	Mon	Tue	Wed	Thu	Fr	Sa	Sun	Mon	Tue	Wed	Thu	Fr	Sa	Sun	Mon	Tue	Wed	Thu	Fr	Sa	Sun	Mon	Tue	Wed	Thu	Fr	Sa	
Bio-Chemistry		919	782	0	1092	778	1108	697	656	616	0	789	744	658	0	759	556	0	672	687	938	884	499	648	0	691	649	754	572	788	677	18393
		946	1070	673	935	866	934	808	900	749	534	876	712	795	866	792	916	996	911	835	946	1014	989	822	624	892	866	1062	1019	829	28558	
		1865	1852	673	2027	1644	2043	1505	1556	1365	534	1665	1456	1453	866	1550	1472	596	1583	1522	1884	1698	1488	1470	624	1683	1515	1816	1591	1597	1666	43951
BACTERIOLOGY		9	14	1	24	6	9	14	6	15	0	14	7	14	1	9	5	0	21	11	20	13	9	10	0	19	10	18	20	10	320	
		17	15	8	15	29	20	18	22	10	7	7	14	19	10	29	15	15	15	17	17	18	12	11	11	14	28	38	29	31	792	
		26	29	9	39	35	20	32	28	25	2	21	51	33	11	38	20	15	34	28	39	25	20	5	33	38	28	31	39	32	792	
SEROROLOGY		66	48	1	65	82	91	43	65	90	0	52	51	65	0	58	36	0	59	53	70	64	86	59	0	77	53	58	25	48	76	1491
		114	113	29	187	167	126	107	145	88	33	132	174	76	76	146	49	146	123	138	107	70	118	67	116	94	145	126	134	3299		
		180	161	30	252	229	217	150	210	148	33	85	183	239	76	134	182	48	205	176	208	171	156	177	67	193	147	203	151	182	196	4790
PARASITOLOGY		0	0	0	1	0	0	3	0	0	0	1	0	0	0	0	1	0	0	0	0	0	0	0	0	0	0	0	0	0	10	
		1	0	0	1	1	0	0	0	0	0	0	0	0	0	2	2	0	0	0	0	4	0	1	1	0	1	0	2	1	19	
		1	0	0	2	1	0	3	0	0	0	1	0	0	0	2	3	0	0	0	0	4	0	1	2	0	1	2	1	4	0	29
MYCOLOGY		0	0	0	0	0	0	1	0	0	0	0	0	0	0	0	0	0	0	0	0	0	0	0	0	0	0	0	0	0	1	
		0	0	0	0	0	0	1	0	1	0	0	0	1	0	0	0	0	0	0	0	0	0	1	0	0	0	0	0	0	5	
		0	0	0	0	0	0	2	0	1	0	0	0	1	0	0	0	0	0	0	0	0	0	1	0	0	0	0	0	0	6	
RAPID ANTIGENS		39	20	25	28	40	26	30	15	33	0	39	32	21	19	30	28	20	29	20	21	21	28	18	10	35	21	15	13	29	705	
		15	13	7	4	14	9	4	3	13	0	10	10	0	19	6	13	8	9	9	13	14	10	10	10	11	14	8	17	4	9	276
		54	33	32	32	54	35	34	18	46	0	39	42	31	0	38	36	41	28	38	29	34	35	38	28	21	49	29	32	17	38	901
TOTAL		114	82	27	118	106	126	91	86	108	0	106	90	100	1	86	72	28	100	93	110	88	116	98	18	106	99	97	60	73	116	2827
		147	141	44	207	211	146	130	170	112	40	156	204	86	126	169	77	167	149	170	132	96	150	92	142	136	166	155	169	151	4071	
		281	223	71	325	319	272	221	256	220	40	146	246	304	87	212	241	105	267	242	280	230	212	248	100	248	235	263	215	242	287	6598
HEMATOLOGY		592	644	0	578	543	552	533	559	727	0	630	594	522	0	538	658	0	617	614	853	725	438	699	0	692	478	786	572	597	683	15404
		796	936	364	1070	892	1012	862	856	733	398	669	557	682	406	733	712	369	808	710	902	871	859	804	427	980	797	999	847	797	903	27128
		1388	1582	364	1648	1435	1564	1095	1415	1460	398	1299	1151	1204	406	1271	1370	369	1425	1324	1755	1596	1297	1503	427	1672	1275	1765	1419	1304	1586	42532
CLINICAL PATH		84	75	0	87	48	114	63	54	78	0	84	84	84	0	66	84	0	66	99	138	72	54	87	0	90	87	126	48	69	105	2046
		21	39	15	24	30	24	18	36	24	18	18	21	30	21	36	18	18	45	22	18	45	21	36	18	30	54	30	18	21	21	790
		105	114	15	111	78	138	81	90	102	18	102	105	114	21	102	102	18	111	121	156	117	75	123	18	120	141	156	66	90	126	2836
HISTOPATHOLOGY		13	8	0	6	15	4	6	10	7	0	3	9	16	0	2	7	0	13	15	6	9	11	0	0	9	7	2	6	12	0	196
		3	5	0	6	2	4	12	9	4	0	6	6	3	0	2	4	0	13	9	15	4	10	1	1	13	2	4	7	17	4	166
		0	4	0	0	0	0	0	0	0	0	0	0	0	0	0	0	0	2	2	0	4	0	2	0	0	0	0	0	0	0	14
		3	9	0	6	2	4	12	9	4	0	6	6	3	0	2	4	0	15	11	15	8	10	3	1	13	2	4	7	17	4	180
		679	724	0	671	593	670	608	622	809	0	720	684	609	0	606	746	0	696	722	1006	801	502	787	1	795	567	896	627	683	782	1878
		830	989	379	1190	937	1040	586	902	764	416	690	587	728	427	771	737	387	668	749	926	929	891	842	445	1019	858	1031	871	820	924	28128
		1509	1713	379	1771	1538	1710	1194	1524	1573	416	1410	1271	1337	427	1377	1483	387	1564	1471	1932	1730	1393	1629	446	1814	1452	1827	1488	1803	1716	45744

Medical Superintendent  
Punjab Institute of Medical Sciences  
Garha Road, Jalandhar

*Send of Some*


MONTHLY Diagnostic Report of APRIL, 2022																																	
Category / Date	DAY																																
	Fri	Sat	Sun	Mon	Tue	Wed	Thu	Fri	Sat	Sun	Mon	Tue	Wed	Thu	Fri	Sat	Sun	Mon	Tue	Wed	Thu	Fri	Sat	Sun	Mon	Tue	Wed	Thu	Fri	Sat	Sun	TOTAL	Average
X-RAY RADIOLOGISTS	OPD	67	55	61	53	70	57	61	56	61	56	64	7	44	74	48	30	33	21	26	25	19	41	15	26	29	42	29	23	27	765	26.39667	
	IPD	26	20	32	37	20	21	29	35	17	12	21	37	17	31	29	30	33	21	26	25	19	41	15	26	29	42	29	23	27	765	26.39667	
	TOTAL	93	75	93	90	90	78	90	82	73	73	85	21	61	105	77	60	66	42	52	44	38	82	30	52	58	84	71	50	54	1530	52.79334	
N/P	OPD	0	0	0	0	0	0	0	0	0	0	0	0	0	0	0	0	0	0	0	0	0	0	0	0	0	0	0	0	0	0	0	
	IPD	0	0	0	0	0	0	0	0	0	0	0	0	0	0	0	0	0	0	0	0	0	0	0	0	0	0	0	0	0	0	0	
	TOTAL	0	0	0	0	0	0	0	0	0	0	0	0	0	0	0	0	0	0	0	0	0	0	0	0	0	0	0	0	0	0	0	
BARIUM SWALLOW	OPD	0	0	0	0	0	0	0	0	0	0	0	0	0	0	0	0	0	0	0	0	0	0	0	0	0	0	0	0	0	0	0	
	IPD	0	0	0	0	0	0	0	0	0	0	0	0	0	0	0	0	0	0	0	0	0	0	0	0	0	0	0	0	0	0	0	0
	TOTAL	0	0	0	0	0	0	0	0	0	0	0	0	0	0	0	0	0	0	0	0	0	0	0	0	0	0	0	0	0	0	0	0
HSG	OPD	0	0	0	0	0	0	0	0	0	0	0	0	0	0	0	0	0	0	0	0	0	0	0	0	0	0	0	0	0	0	0	0
	IPD	0	0	0	0	0	0	0	0	0	0	0	0	0	0	0	0	0	0	0	0	0	0	0	0	0	0	0	0	0	0	0	0
	TOTAL	0	0	0	0	0	0	0	0	0	0	0	0	0	0	0	0	0	0	0	0	0	0	0	0	0	0	0	0	0	0	0	0
BARIUM ENEMA	OPD	0	0	0	0	0	0	0	0	0	0	0	0	0	0	0	0	0	0	0	0	0	0	0	0	0	0	0	0	0	0	0	0
	IPD	0	0	0	0	0	0	0	0	0	0	0	0	0	0	0	0	0	0	0	0	0	0	0	0	0	0	0	0	0	0	0	0
	TOTAL	0	0	0	0	0	0	0	0	0	0	0	0	0	0	0	0	0	0	0	0	0	0	0	0	0	0	0	0	0	0	0	0
SINOGRAM	OPD	0	0	0	0	0	0	0	0	0	0	0	0	0	0	0	0	0	0	0	0	0	0	0	0	0	0	0	0	0	0	0	0
	IPD	0	0	0	0	0	0	0	0	0	0	0	0	0	0	0	0	0	0	0	0	0	0	0	0	0	0	0	0	0	0	0	0
	TOTAL	0	0	0	0	0	0	0	0	0	0	0	0	0	0	0	0	0	0	0	0	0	0	0	0	0	0	0	0	0	0	0	0
X-RAY MAMMOGRAPHY	OPD	0	0	0	0	0	0	0	0	0	0	0	0	0	0	0	0	0	0	0	0	0	0	0	0	0	0	0	0	0	0	0	0
	IPD	0	0	0	0	0	0	0	0	0	0	0	0	0	0	0	0	0	0	0	0	0	0	0	0	0	0	0	0	0	0	0	0
	TOTAL	0	0	0	0	0	0	0	0	0	0	0	0	0	0	0	0	0	0	0	0	0	0	0	0	0	0	0	0	0	0	0	0
CT SCAN	OPD	0	0	0	0	0	0	0	0	0	0	0	0	0	0	0	0	0	0	0	0	0	0	0	0	0	0	0	0	0	0	0	0
	IPD	3	2	5	3	2	3	2	4	0	3	4	5	0	3	3	0	4	5	3	3	2	4	0	3	2	3	4	2	3	80	3.2	
	TOTAL	3	2	5	3	2	3	2	4	0	3	4	5	0	3	3	0	4	5	3	3	2	4	0	3	2	3	4	2	3	80	3.2	
ANY OTHER SPECIAL INV.	OPD	0	0	0	0	0	0	0	0	0	0	0	0	0	0	0	0	0	0	0	0	0	0	0	0	0	0	0	0	0	0	0	
	IPD	2	2	5	3	2	3	2	4	0	3	4	5	0	3	3	0	4	5	3	3	2	4	0	3	2	3	4	2	3	80	3.2	
	TOTAL	2	2	5	3	2	3	2	4	0	3	4	5	0	3	3	0	4	5	3	3	2	4	0	3	2	3	4	2	3	80	3.2	
USG	OPD	40	37	45	34	37	44	35	33	33	35	42	22	28	28	51	77	60	48	43	36	57	38	45	51	39	42	975	40.48				
	IPD	9	13	23	7	15	7	15	14	10	6	5	14	6	20	6	14	16	8	12	21	18	14	3	15	14	23	11.84					
	TOTAL	49	50	68	41	52	51	50	47	0	43	41	47	36	34	57	83	74	56	51	48	78	56	59	64	54	66	1298	52.32				
F.W.B.	OPD	5	4	2	3	4	4	3	7	4	5	5	6	4	4	6	5	6	4	4	4	6	2	4	9	5	6	9	5	6	9	5	
	IPD	1	1	2	2	2	2	2	2	2	2	2	2	2	2	2	2	2	2	2	2	2	2	2	2	2	2	2	2	2	2	2	
	TOTAL	6	5	4	4	4	6	5	9	6	7	7	6	6	6	8	8	8	6	6	6	6	6	6	6	6	6	6	6	6	6	6	6
COLOR DOPPLER F.W.B.	OPD	3	2	3	3	2	1	5	3	4	4	4	4	4	4	3	2	2	1	2	1	2	1	2	1	2	1	2	1	2	1	2	
	IPD	3	3	1	1	1	1	1	1	1	1	1	1	1	1	1	1	1	1	1	1	1	1	1	1	1	1	1	1	1	1	1	
	TOTAL	6	5	4	4	3	2	2	2	2	2	2	2	2	2	2	2	2	2	2	2	2	2	2	2	2	2	2	2	2	2	2	
OTHER COLOR DOPPLER	OPD	6	2	0	4	3	2	2	2	2	2	2	2	2	2	2	2	2	2	2	2	2	2	2	2	2	2	2	2	2	2	2	
	IPD	6	3	0	2	2	2	2	2	2	2	2	2	2	2	2	2	2	2	2	2	2	2	2	2	2	2	2	2	2	2	2	
	TOTAL	12	5	0	4	4	4	4	4	4	4	4	4	4	4	4	4	4	4	4	4	4	4	4	4	4	4	4	4	4	4	4	
SONOMAMMOGRAPHY	OPD	3	4	0	0	4	4	4	2	0	2	2	2	2	2	2	2	2	2	2	2	2	2	2	2	2	2	2	2	2	2	2	
	IPD	3	4	0	0	4	4	4	2	0	2	2	2	2	2	2	2	2	2	2	2	2	2	2	2	2	2	2	2	2	2	2	
	TOTAL	6	8	0	0	8	8	8	4	2	4	4	4	4	4	4	4	4	4	4	4	4	4	4	4	4	4	4	4	4	4	4	4
ULTRASOUND GUIDED PROS.	OPD	1	2	1	1	1	1	1	1	1	1	1	1	1	1	1	1	1	1	1	1	1	1	1	1	1	1	1	1	1	1	1	
	IPD	1	1	1	1	1	1	1	1	1	1	1	1	1	1	1	1	1	1	1	1	1	1	1	1	1	1	1	1	1	1	1	
	TOTAL	2	3	2	2	2	2	2	2	2	2	2	2	2	2	2	2	2	2	2	2	2	2	2	2	2	2	2	2	2	2	2	2
ANY OTHER SPECIAL INV.	OPD	0	0	0	0	0	0	0	0	0	0	0	0	0	0	0	0	0	0	0	0	0	0	0	0	0	0	0	0	0	0	0	
	IPD	0	0	0	0	0	0	0	0	0	0	0	0	0	0	0	0	0	0	0	0	0	0	0	0	0	0	0	0	0	0	0	0
	TOTAL	0	0	0	0	0	0	0	0	0	0	0	0	0	0	0	0	0	0	0	0	0	0	0	0	0	0	0	0	0	0	0	0
USG AVERAGE TOTAL	OPD	58	52	60	45	49	49	51	47	0	47	46	42	22	28	65	86	69	59	56	36	69	54	56	70	48	55	1280	50.56				
	IPD	14	15	0	27	10	16	8	18	17	0	13	7	0	14																		

PUNJAB INSTITUTE OF MEDICAL SCIENCES

GARHA ROAD, JALANDHAR


BIRTH REPORT OF Apr. 2022


Month	NVD	TRIPLET	LSCS	Live Birth	Average
Apr	19	1	36	56	1.86

  
Medical Superintendent  
Punjab Institute of Medical Sciences  
Garha Road, Jalandhar

Scnd of Som

Punjab Institute of Medical Science						
Garha Road Jalandhar						
No. of Death in APRIL 2022						
	Male	Female	Male child <18years	Female child <18years	Total	Avg.
Death	13	17	2	2	34	1.13%

  
 Medical Officer  
 Punjab Institute of Medical Sciences  
 Garha Road, Jalandhar

  
 Sandeep Kumar

BED OCCUPANCY

**Punjab Institute of Medical Sciences  
Bed occupancy Dept.wise for the month of Apr. 2022**

<b>Department</b>	<b>Apr</b>
Medicine	83
Paediatrics	77
Chest&TB	68
Skin	74
Psy	99
Surgery	76
Ortho	59
ENT	76
Eye	78
Obs.	72
Gynae	71

**Total Bed Occupancy of all Deptts.For the month of April 2022=75.4%**