


OPD REGISTRATION  
FROM 01/4/2021 TO 30/4/2021

Date	DEPARTMENTS												TOTAL PATIENTS ALL DEPARTMENTS PER DAY
	MEDICINE	PAEDIATRICS	CHEST & TB	SKIN	PSY	SURGERY	ORTHO	EYE	ENT	GYNAE	DENTAL	EMERGENCY	
Thursday, April 01, 2021	465	19	30	88	175	78	88	62	53	116	30	25	1229
Friday, April 02, 2021	424	70	35	62	165	57	81	43	36	91	26	22	1112
Saturday, April 03, 2021	471	54	49	75	167	73	83	49	43	161	40	17	1282
Sunday, April 04, 2021					Sunday							167	167
Monday, April 05, 2021	485	59	42	76	202	76	101	53	56	153	38	22	1363
Tuesday, April 06, 2021	429	56	61	65	168	80	81	57	55	107	51	18	1228
Wednesday, April 07, 2021	362	69	44	81	138	78	79	75	38	158	21	12	1155
Thursday, April 08, 2021	414	45	44	56	165	72	61	56	44	106	38	26	1127
Friday, April 09, 2021	409	75	31	51	172	70	59	53	44	117	45	12	1138
Saturday, April 10, 2021	465	46	34	76	169	82	74	78	48	181	37	19	1309
Sunday, April 11, 2021					Sunday							148	148
Monday, April 12, 2021	384	47	30	56	245	96	81	49	51	134	42	15	1230
Tuesday, April 13, 2021					HOLIDAY							119	119
Wednesday, April 14, 2021	384	74	36	73	170	69	76	49	58	162	35	23	1209
Thursday, April 15, 2021	356	59	32	65	174	69	79	42	42	114	37	18	1087
Friday, April 16, 2021	452	68	46	65	177	76	82	51	43	124	41	8	1233
Saturday, April 17, 2021	342	60	30	57	146	70	79	48	41	148	37	17	1075
Sunday, April 18, 2021					Sunday							159	159
Monday, April 19, 2021	446	57	39	52	190	78	79	54	38	136	42	15	1226
Tuesday, April 20, 2021	454	35	44	56	186	57	69	46	28	106	50	9	1140
Wednesday, April 21, 2021					HOLIDAY							221	221
Thursday, April 22, 2021	529	62	29	50	199	74	84	51	43	112	33	17	1283
Friday, April 23, 2021	458	37	32	49	160	72	64	29	24	80	29	16	1050
Saturday, April 24, 2021	494	85	38	46	156	70	59	54	29	189	28	15	1263
Sunday, April 25, 2021					Sunday							251	251
Monday, April 26, 2021	510	43	22	55	207	77	85	42	30	110	22	12	1215
Tuesday, April 27, 2021	506	34	31	37	181	51	55	41	20	94	27	20	1097
Wednesday, April 28, 2021	462	73	30	58	146	67	59	52	33	138	22	12	1152
Thursday, April 29, 2021	461	35	31	30	165	52	51	38	27	95	24	28	1037
Friday, April 30, 2021	501	48	24	33	198	29	38	36	18	69	12	19	1025
DAILY/MONTHLY TOTAL PER DEPARTMENT	10663	1310	864	1412	4221	1673	1747	1208	942	3001	807	1482	29330
AVERAGE PER DAY	444.29	54.58	36.00	58.83	175.88	69.71	72.79	50.33	39.25	125.04	33.63	49.40	1222.08

WEEK	DEPARTMENT TOTALS PER WEEK												TOTAL PATIENTS ALL DEPARTMENTS PER WEEK
	MEDICINE	PAEDIATRICS	CHEST & TB	SKIN	PSY	SURGERY	ORTHO	EYE	ENT	GYNAE	DENTAL	EMERGENCY	
April 01 - 07 April	2636	327	261	447	1015	442	513	339	281	786	206	283	7536
April 08 - 14 April	2056	287	175	312	921	389	351	285	245	700	197	362	6280
April 15 - 21 April	2050	279	191	295	873	350	388	241	192	628	207	447	6141
April 22 - 30 April	3921	417	237	358	1412	492	495	343	224	887	197	611	9594
GRAND TOTAL PER DEPARTMENT	10663	1310	864	1412	4221	1673	1747	1208	942	3001	807	1482	29330


  
 Medical Superintendent  
 Punjab Institute of Medical Sciences  
 Civil Hospital, Lahore

IPD REGISTRATION  
FROM 01/4/2021 TO 30/4/2021

IPD

Date	DEPARTMENTS										TOTAL PATIENTS DAILY	
	MEDICINE	PAEDIATRICS	CHEST & TB	SKIN	PSY	SURGERY	ORTHO	EYE	ENT	GYNAE		Emg
Thursday, April 01, 2021	26	3	0	0	2	11	1	3	4	5	9	64
Friday, April 02, 2021	20	7	0	0	2	7	0	1	0	4	12	53
Saturday, April 03, 2021	32	4	0	0	2	5	0	9	0	3	6	61
Sunday, April 04, 2021					Sunday						12	12
Monday, April 05, 2021	36	5	0	0	1	11	3	6	0	8	9	79
Tuesday, April 06, 2021	31	4	0	0	1	6	0	5	4	3	6	60
Wednesday, April 07, 2021	31	4	0	0	2	10	0	3	0	9	2	61
Thursday, April 08, 2021	26	5	0	0	3	2	0	8	4	3	8	59
Friday, April 09, 2021	30	2	0	0	3	4	0	2	1	1	5	48
Saturday, April 10, 2021	37	7	1	0	6	4	1	2	6	5	6	75
Sunday, April 11, 2021					Sunday						15	15
Monday, April 12, 2021	42	5	0	0	4	4	0	11	1	7	6	80
Tuesday, April 13, 2021					HOLIDAY						26	26
Wednesday, April 14, 2021	32	9	2	0	1	3	0	2	3	7	9	68
Thursday, April 15, 2021	28	5	0	0	2	6	2	8	3	4	10	68
Friday, April 16, 2021	32	4	0	0	1	4	1	6	3	3	3	57
Saturday, April 17, 2021	18	3	0	0	3	1	2	2	3	5	5	42
Sunday, April 18, 2021					Sunday						8	8
Monday, April 19, 2021	33	2	0	0	1	7	1	5	0	5	6	60
Tuesday, April 20, 2021	25	1	0	0	2	2	0	4	0	7	8	49
Wednesday, April 21, 2021					HOLIDAY						26	26
Thursday, April 22, 2021	24	2	0	0	1	7	2	7	3	6	11	63
Friday, April 23, 2021	25	4	0	0	2	3	2	1	2	1	8	48
Saturday, April 24, 2021	29	1	0	0	1	4	0	7	3	2	10	57
Sunday, April 25, 2021					Sunday						6	6
Monday, April 26, 2021	34	5	0	0	2	2	1	4	3	9	3	63
Tuesday, April 27, 2021	33	2	0	0	4	4	1	4	2	3	11	64
Wednesday, April 28, 2021	25	4	1	0	0	2	0	4	4	4	7	51
Thursday, April 29, 2021	26	5	0	0	1	2	0	6	3	1	12	56
Friday, April 30, 2021	27	2	0	0	0	2	1	6	0	3	7	48
DAILY/MONTHLY TOTAL PER DEPARTMENT	702	95	4	0	47	113	18	116	52	108	272	1527
AVERAGE	23.40	3.17	0.13	0.00	1.57	3.77	0.60	3.87	1.73	3.60	9.07	50.90

WEEK	DEPARTMENT TOTALS PER WEEK										TOTAL PATIENTS WEEKLY	
	MEDICINE	PAEDIATRICS	CHEST & TB	SKIN	PSY	SURGERY	ORTHO	EYE	ENT	GYNAE		Emg
April 01 - 07 April	176	27	0	0	10	50	4	27	8	32	56	390
April 08 - 14 April	135	19	1	0	16	14	1	23	12	16	66	303
April 15 - 21 April	168	24	2	0	10	23	6	27	12	31	49	352
April 22 - 30 April	223	25	1	0	11	26	7	39	20	29	101	482
GRAND TOTAL	702	95	4	0	47	113	18	116	52	108	272	1527
AVERAGE	23.40	3.17	0.13	0.00	1.57	3.77	0.60	3.87	1.73	3.60	9.07	50.90


  
 Medical Superintendent  
 Punjab Institute of Medical Sciences  
 Ludhiana

OT Major

OT MAJOR  
FROM 01/4/2021 TO 30/4/2021

Date	DEPARTMENTS						TOTAL PATIENTS DAILY
	SURGERY	ORTHO	EYE	ENT	DENTAL	GYNAE	
							10
Thursday, April 01, 2021	8	0	0	0	0	2	5
Friday, April 02, 2021	3	1	0	0	0	1	6
Saturday, April 03, 2021	1	0	0	0	0	5	0
Sunday, April 04, 2021			Sunday				29
Monday, April 05, 2021	15	1	9	0	0	4	21
Tuesday, April 06, 2021	9	1	9	0	0	2	11
Wednesday, April 07, 2021	4	0	4	0	0	3	14
Thursday, April 08, 2021	3	0	4	0	0	7	12
Friday, April 09, 2021	5	0	3	0	0	4	8
Saturday, April 10, 2021	4	0	1	0	0	3	0
Sunday, April 11, 2021			Sunday				10
Monday, April 12, 2021	2	2	5	0	0	1	0
Tuesday, April 13, 2021			HOLIDAY				12
Wednesday, April 14, 2021	1	0	7	0	0	4	4
Thursday, April 15, 2021	2	0	0	0	0	2	8
Friday, April 16, 2021	5	2	0	0	0	1	10
Saturday, April 17, 2021	1	2	1	0	0	6	0
Sunday, April 18, 2021			Sunday				11
Monday, April 19, 2021	3	1	3	0	0	4	9
Tuesday, April 20, 2021	7	0	0	0	0	2	1
Wednesday, April 21, 2021			HOLIDAY				3
Thursday, April 22, 2021	1	0	0	0	0	2	7
Friday, April 23, 2021	4	0	0	0	0	3	6
Saturday, April 24, 2021	4	1	0	0	0	1	0
Sunday, April 25, 2021			Sunday				7
Monday, April 26, 2021	0	1	2	0	0	4	7
Tuesday, April 27, 2021	3	0	2	0	0	2	5
Wednesday, April 28, 2021	1	0	1	0	0	3	4
Thursday, April 29, 2021	1	1	0	0	0	2	6
Friday, April 30, 2021	1	1	4	0	0	0	
<b>DAILY/MONTHLY TOTAL PER DEPARTMENT</b>	<b>88</b>	<b>14</b>	<b>55</b>	<b>0</b>	<b>0</b>	<b>69</b>	<b>226</b>
<b>AVERAGE PER DAY</b>	<b>3.7</b>	<b>0.6</b>	<b>2.3</b>	<b>0.0</b>	<b>0.0</b>	<b>2.9</b>	<b>9.4</b>

WEEK	DEPARTMENT TOTALS PER WEEK						TOTAL PATIENTS WEEKLY
	SURGERY	ORTHO	EYE	ENT	DENTAL	GYNAE	TOTAL PATIENTS DAILY
April 01 - 07 April	40	3	22	0	0	17	82
April 08 - 14 April	15	2	20	0	0	19	56
April 15 - 21 April	18	5	4	0	0	16	43
April 22 - 30 April	15	4	9	0	0	17	45
<b>GRAND TOTAL PER DEPARTMENT</b>	<b>88</b>	<b>14</b>	<b>55</b>	<b>0</b>	<b>0</b>	<b>69</b>	<b>226</b>

  
 Superintendent  
 Punjab Institute of Medical Sciences  
 Garha Road, Jalandhar

OT MINOR  
FROM 01/4/2021 TO 30/4/2021

Date	DEPARTMENTS										TOTAL PATIENTS DAILY
	SURGERY	DENTAL	ORTHO	EYE	ENT	GYNAE	SKIN	Emergency			
Thursday, April 01, 2021	9	7	3	1	1	2	0	0			23
Friday, April 02, 2021	6	3	0	1	0	1	2	0			13
Saturday, April 03, 2021	7	14	3	0	0	3	0	0			27
Sunday, April 04, 2021				Sunday							0
Monday, April 05, 2021	9	8	2	4	0	5	0	0			28
Tuesday, April 06, 2021	5	4	1	4	0	4	0	0			18
Wednesday, April 07, 2021	6		4	1	0	1	0	0			12
Thursday, April 08, 2021	7	12	6	3	0	7	1	0			36
Friday, April 09, 2021	7	4	0	1	1	1	0	0			14
Saturday, April 10, 2021	11	6	4	0	3	7	1	0			32
Sunday, April 11, 2021				Sunday							0
Monday, April 12, 2021	8	6	0	7	1	3	0	0			25
Tuesday, April 13, 2021				HOLIDAY							0
Wednesday, April 14, 2021	12	8	8	0	1	3	1	1			34
Thursday, April 15, 2021	4	1	2	6	0	2	1	0			16
Friday, April 16, 2021	6	8	0	5	0	3	0	0			22
Saturday, April 17, 2021	13	6	6	1	1	0	1	0			28
Sunday, April 18, 2021				Sunday							0
Monday, April 19, 2021	14	5	3	4	1	5	1	0			33
Tuesday, April 20, 2021	4	9	4	4	0	0	1	0			22
Wednesday, April 21, 2021				HOLIDAY							1
Thursday, April 22, 2021	9	12	7	4	2	2	2	1			39
Friday, April 23, 2021	7	2	2	0	2	4	3	0			20
Saturday, April 24, 2021	9	4	3	4	1	3	0	0			24
Sunday, April 25, 2021				Sunday							0
Monday, April 26, 2021	6	6	8	4	0	3	1	0			28
Tuesday, April 27, 2021	5	3	2	4	0	2	0	1			17
Wednesday, April 28, 2021	2	4	0	2	1	4	0	0			13
Thursday, April 29, 2021	4	3	3	4	1	5	0	0			20
Friday, April 30, 2021	3	0	4	6	0	1	0	0			14
DAILY/MONTHLY TOTAL PER DEPARTMENT	173	135	75	70	16	71	15	4			559
AVERAGE PER DAY	7.2	5.6	3.1	2.9	0.7	3.0	0.6	0.1			23.3
WEEK	DEPARTMENT TOTALS PER WEEK										TOTAL PATIENTS WEEKLY
	SURGERY	DENTAL	ORTHO	EYE	ENT	GYNAE	SKIN	Emergency			
April 01 - 07 April	42	36	13	11	1	16	2	0			121
April 08 - 14 April	45	36	18	11	6	21	3	1			141
April 15 - 21 April	41	29	15	20	2	10	4	1			122
April 22 - 30 April	45	34	29	28	7	24	6	2			175
GRAND TOTAL PER DEPARTMENT	173	135	75	70	16	71	15	4			559

*Handwritten signature*  
 Medical Superintendent  
 Punjab Institute of Medical Sciences  
 Ferozpur, Punjab, India

## DISCHARGE


Total discharged in the month of Apr. 2021	
Date	TOTAL PATIENT Discharged
01/04/21	60
02/04/21	94
03/04/21	78
04/04/21	27
05/04/21	28
06/04/21	70
07/04/21	101
08/04/21	47
09/04/21	56
10/04/21	48
11/04/21	25
12/04/21	74
13/04/21	52
14/04/21	83
15/04/21	44
16/04/21	36
17/04/21	41
18/04/21	21
19/04/21	71
20/04/21	73
21/04/21	13
22/04/21	57
23/04/21	35
24/04/21	50
25/04/21	20
26/04/21	37
27/04/21	51
28/04/21	92
29/04/21	59
30/04/21	41

## Total Discharged in Apr

1584

Average of Discharged  
In Apr.2021

52.8

  
 Medical Superintendent  
 Punjab Institute of Medical Sciences  
 Garha Road, Jalandhar



DEPARTMENT OF RADIOLOGY

KAMR

Monthly Diagnostic Report of April, 2021

Category / Date

Category / Date

Category / Date

Category / Date

Category / Date

Category / Date

Category / Date

Category / Date

Category / Date

Category / Date

Category / Date

Category / Date

Category / Date

Category / Date

Category / Date

Category / Date

Category / Date

Category / Date

Category / Date

Category / Date

Category / Date

Category / Date

Category / Date

Category / Date

Category / Date

Category / Date

Category / Date

Category / Date

Category / Date

Category / Date

Category / Date

Category / Date

Category / Date

Category / Date

Category / Date

Category / Date

Category / Date

Category / Date

Category / Date

Category / Date

Category / Date

Category / Date

Category / Date

Category / Date

Category / Date

Category / Date

Category / Date

Category / Date

Category / Date

Category / Date

Category / Date

Category / Date

Category / Date

Category / Date

Category / Date

Category / Date

Category / Date	1	2	3	4	5	6	7	8	9	10	11	12	13	14	15	16	17	18	19	20	21	22	23	24	25	26	27	28	29	30	TOTAL
<b>X-RAY</b>																															
<b>RADIOGRAPHS</b>																															
<b>XRAY</b>																															
OPD	54	61	44		64	60	38	46	53	39		48		47	61	57	30		56	44		34	28	29		31	34	38	41	29	
IPD	19	24	27	11	45	23	29	24	24	25	23	28	19	44	21	18	27	16	19	28	25	16	27	20	13	33	37	12	16		
TOTAL	73	85	71	11	99	83	67	70	77	64	23	77	19	91	82	75	57	16	75	72	25	50	55	49	13	64	71	51	55	45	0
OPD																															
IPD																															
TOTAL																															
<b>NP</b>																															
OPD																															
IPD																															
TOTAL																															
<b>BARIUM SWALLOW</b>																															
OPD																															
IPD																															
TOTAL																															
<b>HSG</b>																															
OPD																															
IPD																															
TOTAL																															
<b>BARIUM ENEMA</b>																															
OPD																															
IPD																															
TOTAL																															
<b>SINOGRAM</b>																															
OPD																															
IPD																															
TOTAL																															
<b>X-RAY MAMMOGRAPHY</b>																															
OPD																															
IPD																															
TOTAL																															
<b>CT SCAN</b>																															
OPD																															
IPD																															
TOTAL																															
<b>ANY OTHER SPECIAL INV.</b>																															
OPD																															
IPD																															
TOTAL																															
<b>X-RAY TOTAL</b>																															
OPD	54	61	44		64	60	38	46	53	39		48		47	61	57	30		56	44		34	28	29		31	34	38	41	29	
IPD	19	24	27	11	45	23	29	24	24	25	23	28	19	44	21	18	27	16	19	28	25	16	27	20	13	33	37	12	16		
TOTAL	73	85	71	11	99	83	67	70	77	64	23	77	19	91	82	75	57	16	75	72	25	50	55	49	13	64	71	51	55	45	0
<b>USG</b>																															
<b>ULTRASOUND</b>																															
OPD	25	14	32		39	48	41	16	41	36		30		34	29	32	37		23	37		37	21	30		24	23	29	11	22	
IPD	10	7	15		11	7	7	9	4	6		7		16	11	6	5		8	10		12	11	7		7	3	6	8	3	
TOTAL	36	21	47		50	55	48	25	45	42		37		50	40	38	42		31	47		49	32	37		31	26	35	19	25	0
OPD	4	3	10		4	6	7		4	4		4		10	2	4	7		4	6		4	6	5		8	5	6	7	6	0
IPD	1																														
TOTAL	5	3	10		4	6	7		4	4		4		10	2	4	7		4	6		4	6	5		8	5	6	7	6	0
<b>COLOR DOPPLER F.W.B.</b>																															
OPD	2	3	2		3	3	7	5	4	8		5		3	4	3	3		2	2		1	1			6	4	12	3	6	
IPD	3	3	2		2	2	2	1	1	1		2		1	1	1	1		1	1		1	1			1	1	1	1	1	0
TOTAL	5	6	4		5	5	9	6	5	9		7		4	5	4	4		3	3		2	2			7	5	13	4	7	0
<b>OTHER COLOR DOPPLER</b>																															
OPD	4	6	6		7	4	6	4	2	2		2		8	0	4	4		0	7		5	2	4		4	2	2	4	0	
IPD	4	0	6		6	7	4	4	2	3		2		8	2	7	4		6	4		3	2		2	4	4	4	7	0	
TOTAL	8	6	12		13	11	10	8	6	5		4		16	2	11	8		6	11		8	4		6	8	8	6	11	0	
<b>SONOMAMMOGRAPHY</b>																															
OPD	5	4	6		0	0	0	0	0	0		1		0	0	0															


BIRTH

**PUNJAB INSTITUTE OF MEDICAL SCIENCES**

**GARHA ROAD, JALANDHAR**

**BIRTH REPORT OF Apr. 2021**

Month	NVD	LSCS	TWINS	Live Birth	Average
Apr	29	30	1	60	2

  
Medical Superintendent  
Punjab Institute of Medical Sciences  
Garha Road, Jalandhar

DEATH

Punjab Institute of Medical Science						
Garha Road Jalandhar						
No. of Death in APRIL 2021						
	Male	Female	Male child <18years	Female child <18years	Total	Avg.
Death	19	11	0	0	30	1.00%

Medical Superintendent  
Punjab Institute of Medical Sciences  
Garha Road, Jalandhar